

BEST! Phonics

Short Vowels





Student Book
Answer Key

Unit 1. Short Vowel a


p.9

★Listen and stick. Then, chant.

a d ad d ad dad 


a t at m at mat 

★Circle and trace.

1. 

ad at

mat

2. 

ad at


dad

p.11


★Listen and circle.

1. at 2. ad 3. ad 4. at


★Stick and match. Then, trace.

1. 

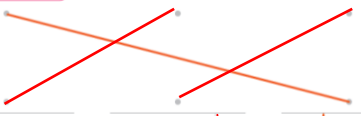
b at

2. 

m at

3. 

m ad



mat mad bat

p.12

★Read and check.

2. 

3. 


4. 

5. 

6. 

p.13

★Say and color. Then, write.


1. 

m

e

d

mad


2. 

h

a

t

hat


3. 

s

a

d

sad


4. 

m

a

t

mat


5. 

d

a

d

dad

6. 

c

i

t

cat

p.14

★Listen and repeat. Then, find and circle.

I

am

is

I it

I in

I is

at as

am

an am

am at


is as

it is

as is

is it

★Read and circle.

2. 

p.15

★Find and circle.

I am Cat. I am Bat.
 Cat is mad. Bat is sad.

Unit 2. Short Vowel a


p.17

★Listen and stick. Then, chant.

a n an f an fan 


a p ap c ap cap 

★Circle and trace.

1. 

an ap

fan

2. 

an ap


cap

p.19


★Listen and circle.

1. an 2. ap 3. ap 4. an


★Stick and match. Then, trace.

1. 

c an

2. 

t ap

3. 

f an

fan

can

tap

p.20

★Read and check.

1. 

2. 

3. 

4. 

5. 

6. 

p.21

★Say and color. Then, write.

1.  t e p
a tap

2.  f a n
o fan

3.  c a p
n cap

4.  p a p
n pan

5.  n a p
i n nap

6.  m s p
a n man

p.22

★Listen and repeat. Then, find and circle.

has	a	no
as has	at a	on no
as	am	is
is has	a e	no on
has is	e a as	no am
		no

★Read and circle.

1. 

2. 

p.23

★Find and circle.

Dad has a map. Dan has a cap.

Dad has no can. Dad has no pan.

Sad Dan.

Review 1

p.24

★ Read and write.

cat
pan
nap

p.25

★ Stick and say. Then, write.

1.  cap	2.  sad
3.  bad	4.  fan
5.  map	6.  mat

p.26




★ Listen and connect.






Unit 3. Short Vowel e

p.29

★Listen and stick. Then, chant.

e d ed b ed bed	
e n en h en hen	
e t et n et net	

★Match and trace.




	• ed	hen
	• en	
	• ed	bed
	• et	
	• en	net
	• et	

p.31

★Listen and circle.

1. ed 2. en 3. et 4. ed







★Stick and match. Then, trace.

1. 	2. 	3. 
j et	t en	b ed

bed ten jet







p.32

★Read and check.

1. 	2. 	3. 
4. 	5. 	6. 

p.33

★Say and color. Then, write.



1.  bed	2.  net	3.  jet
4.  hen	5.  red	6.  pen

p.34

★Listen and repeat. Then, find and circle.

in	in in it is
the	the the he the
no	no no am on

★Read and circle.

1. 	2. 
--	---

p.35

★Find and circle.

Red pen? In the bed? No red pen.
In the net? No red pen. Ten red pens!

Unit 4. Short Vowel i

p.37

★Listen and stick. Then, chant.

i g ig

w ig wig




i p ip

z ip zip




★Match and trace.

1.  →

ig

ip

wig

2.  →

ig

ip


zip

p.39

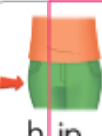
★Listen and circle.

1. ip 2. ig 3. ip 4. ig


★Stick and match. Then, trace.

1.  f ig

fig

2.  h ip


lip


3.  l ip


hip


p.40


★Read and check.


1. 

2. 

3. 







4. 

5. 

6. 

p.41

★Say and color. Then, write.

<p>1. </p> <div style="display: flex; justify-content: center; gap: 10px;"> <div style="border: 1px solid yellow; border-radius: 50%; padding: 5px;">r</div> <div style="border: 1px solid yellow; border-radius: 50%; padding: 5px;">e</div> <div style="border: 1px solid yellow; border-radius: 50%; padding: 5px;">p</div> </div> <div style="border-bottom: 1px solid black; width: 50px; text-align: center;">rip</div>	<p>2. </p> <div style="display: flex; justify-content: center; gap: 10px;"> <div style="border: 1px solid green; border-radius: 50%; padding: 5px;">w</div> <div style="border: 1px solid green; border-radius: 50%; padding: 5px;">i</div> <div style="border: 1px solid green; border-radius: 50%; padding: 5px;">g</div> </div> <div style="border-bottom: 1px solid black; width: 50px; text-align: center;">wig</div>	<p>3. </p> <div style="display: flex; justify-content: center; gap: 10px;"> <div style="border: 1px solid blue; border-radius: 50%; padding: 5px;">f</div> <div style="border: 1px solid blue; border-radius: 50%; padding: 5px;">i</div> <div style="border: 1px solid blue; border-radius: 50%; padding: 5px;">g</div> </div> <div style="border-bottom: 1px solid black; width: 50px; text-align: center;">fig</div>
<p>4. </p> <div style="display: flex; justify-content: center; gap: 10px;"> <div style="border: 1px solid yellow; border-radius: 50%; padding: 5px;">l</div> <div style="border: 1px solid yellow; border-radius: 50%; padding: 5px;">i</div> <div style="border: 1px solid yellow; border-radius: 50%; padding: 5px;">p</div> </div> <div style="border-bottom: 1px solid black; width: 50px; text-align: center;">lip</div>	<p>5. </p> <div style="display: flex; justify-content: center; gap: 10px;"> <div style="border: 1px solid green; border-radius: 50%; padding: 5px;">z</div> <div style="border: 1px solid green; border-radius: 50%; padding: 5px;">e</div> <div style="border: 1px solid green; border-radius: 50%; padding: 5px;">g</div> </div> <div style="border-bottom: 1px solid black; width: 50px; text-align: center;">zip</div>	<p>6. </p> <div style="display: flex; justify-content: center; gap: 10px;"> <div style="border: 1px solid blue; border-radius: 50%; padding: 5px;">d</div> <div style="border: 1px solid blue; border-radius: 50%; padding: 5px;">i</div> <div style="border: 1px solid blue; border-radius: 50%; padding: 5px;">g</div> </div> <div style="border-bottom: 1px solid black; width: 50px; text-align: center;">dig</div>


p.42

★Listen and repeat. Then, find and circle.

I	<div style="display: flex; justify-content: space-around;"> <div style="border: 1px solid red; border-radius: 50%; padding: 2px 5px;">I</div> <div>is</div> <div style="border: 1px solid red; border-radius: 50%; padding: 2px 5px;">at</div> </div> <div style="display: flex; justify-content: space-around; margin-top: 5px;"> <div>at</div> <div style="border: 1px solid red; border-radius: 50%; padding: 2px 5px;">I</div> <div style="border: 1px solid red; border-radius: 50%; padding: 2px 5px;">I</div> </div>
am	<div style="display: flex; justify-content: space-around;"> <div style="border: 1px solid red; border-radius: 50%; padding: 2px 5px;">am</div> <div>on</div> <div style="border: 1px solid red; border-radius: 50%; padding: 2px 5px;">am</div> </div> <div style="display: flex; justify-content: space-around; margin-top: 5px;"> <div>an</div> <div>am</div> <div>a</div> </div>
can	<div style="display: flex; justify-content: space-around;"> <div style="border: 1px solid red; border-radius: 50%; padding: 2px 5px;">can</div> <div>come</div> <div style="border: 1px solid red; border-radius: 50%; padding: 2px 5px;">can</div> </div> <div style="display: flex; justify-content: space-around; margin-top: 5px;"> <div>an</div> <div style="border: 1px solid red; border-radius: 50%; padding: 2px 5px;">can</div> <div>am</div> </div>

★Read and circle.

1. 

2. 

p.43

★Find and circle.

I am Kip. I am big. Kip can zip.
Kip can dig. Kip can rip. Bad Kip!

Review 2

p.44

★Read and write.

Ted ten pet fig rip


p.45

★Stick and say. Then, write.

1.  pen	2.  wig
3.  bed	4.  net
5.  hip	6.  pet

p.46


★Listen and connect.




Unit 5. Short Vowel i


p.49

★Listen and stick. Then, chant.

i n in p in pin 

i t it h it hit 


★Circle and trace.

1. 

in

it

pin

2. 

in

it


hit

p.51


★Listen and circle.

1. it 2. in 3. in 4. it


★Stick and match. Then, trace.

1. 

bin

2. 

kit

3. 

win

kit

win

bin

p.52

★Say and read. Then, check.

2. sit 3. win 4. pit 5. bin 6. kit

p.53

★Say and number. Then, write.

1. 

w	n	i
1	3	2

win

2. 

i	n	b
2	3	1

bin

3. 

t	s	i
3	1	2

sit

4. 

i	t	k
2	3	1

kit

5. 

f	n	i
1	3	2

fin

6. 

t	i	h
3	2	1

hit

p.54

★Listen and repeat. Then, find and circle.

we

on

the

he we

me we

he with

in no

on

on an

in no on


he the


the

that this

she the

★Read and circle.

1. 

2. 

p.55

★Find and circle.




We sit on the pin. We sit on the bin.

We sit in the pit.




Unit 6. Short Vowel O

p.57

★Listen and stick. Then, chant.

o g og	l og log	
o p op	h op hop	
o t ot	p ot pot	

★Circle and trace.




1. 	2. 	3. 
op ot	og ot	op og
<u>pot</u>	<u>log</u>	<u>hop</u>

p.59

★Listen and circle.

1. og 2. ot 3. op 4. ot

★Stick and match. Then, trace.

1. 	2. 	3. 
m op	j og	p ot
<u>pot</u>	<u>mop</u>	<u>jog</u>







p.60

★Say and read. Then, check.

1. log 2. mop 3. dot
4. jog 5. top 6. hot

p.61

★Say and number. Then, write.



1. 	2. 	3. 
o j g 2 1 3	t o p 3 2 1	t p o 1 3 2
<u>jog</u>	<u>pot</u>	<u>top</u>
4. 	5. 	6. 
h t o 1 3 2	o g d 2 3 1	g o l 3 2 1
<u>hot</u>	<u>dog</u>	<u>log</u>

p.62

★Listen and repeat. Then, find and circle.

my	is	on
my by me my me am my	in I is is in it I is	on no on no in am on

★Read and circle.

1. 	2. 
--	--

p.63

★Find and circle.

My dog is on the pot.
My dog is on the mop.
My dog is on the log.

Review 3

p.64

★ Read and write.

win sit jog top hot

p.65

★ Stick and say. Then, write.

1.  fin	2.  kit
3.  pot	4.  bin
5.  hop	6.  dog

p.66

★ Listen and connect.




Unit 7. Short Vowel u

p.69

★Listen and stick. Then, chant.


u g ug

m ug mug 


u n un

b un bun 

★Match and trace.

- 

ug
un

mug
- 

ug
un


bun

p.71


★Listen and circle.

1. ug 2. un 3. un 4. ug


★Stick and match. Then, trace.

- 

r ug

rug
- 

s un

mug
- 

m ug

sun


p.72

★Say and read. Then, check.


1. fun 2. bug 3. run
4. hug 5. rug 6. sun

p.73


★Say and connect. Then, write.

- 


b i g
v u n

bug
- 


g u g
r e d

rug
- 


b e n
r u g

bun
- 

b u d
m a g

mug
- 

s u m
t e n

sun
- 

h a t
p u g

hug

p.74

★Listen and repeat. Then, find and circle.

it

I
is
it
I
it

is

as
is
in
it
is

my

my
me
my
me
am
my

★Read and circle.

- 
- 

p.75

★Find and circle.




It is my rug. It is my mug.
It is my bun. A bug! It is fun!





p.77





u b ub t ub tub





u d ud m ud mud

u t ut c ut cut



1.    

2.    


3.    


p.79


★ Listen and circle.


1. ub 2. ud 3. ub 4. ut

★ Stick and match. Then, trace.

1.  nut

2.  bud

3.  tub



bud nut tub

p.80

★ Say and read. Then, check.

1. bud 2. rub 3. nut
4. mud 5. cub 6. hut

p.81

★ Say and connect. Then, write.

1.   

2.   

3.   

4.   

5.   

6.   

p.82

★ Listen and repeat. Then, find and circle.

a a cat is a dog

in in the house

the the cat is the dog

★ Read and circle.

1. 

p. 83

★ Find and circle.

A cub in the mud. The cub in the hut.
The cub in the tub. Rub! Rub! Rub!

Review 4





p.84

★Read and write.

rug sun rub mud bud nut

p.85

★Stick and say. Then, write.

1.  hug	2.  fun
3.  cut	4.  run
5.  bug	6.  mug

p. 86

★Listen and connect.

