

BEST! Phonics

Long Vowels




Worksheet
Answer Key



bake cake

lake

rake bake



same rake

game

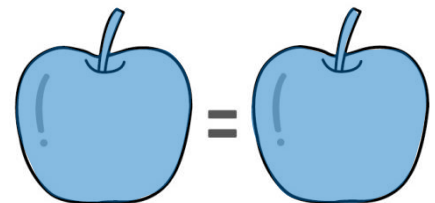

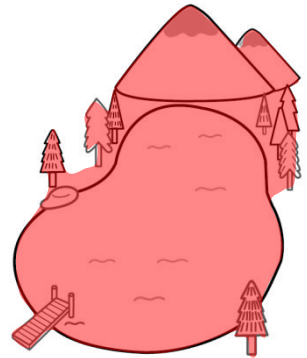

game name

Name _____

ake



ame





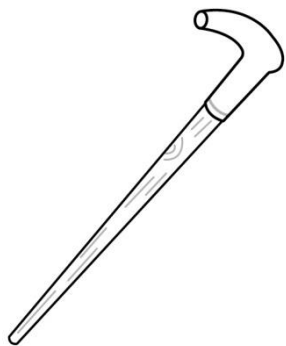
Trace the sentence.

I am Jake.

What is your name?

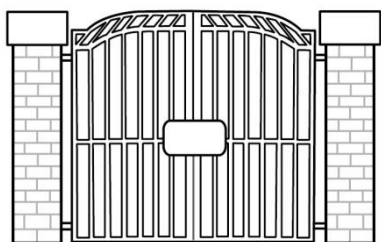
I am Tom.

Write your name.



kecane

cane



pgatet

gate



capefe

cape



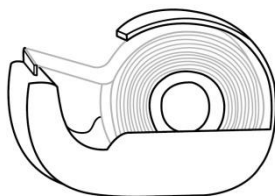
lake cake




gate late



date tape



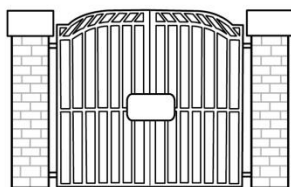
cane tape



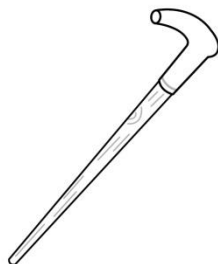
mane lane



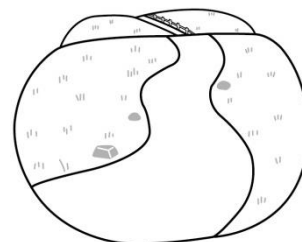
cane cape



gate late

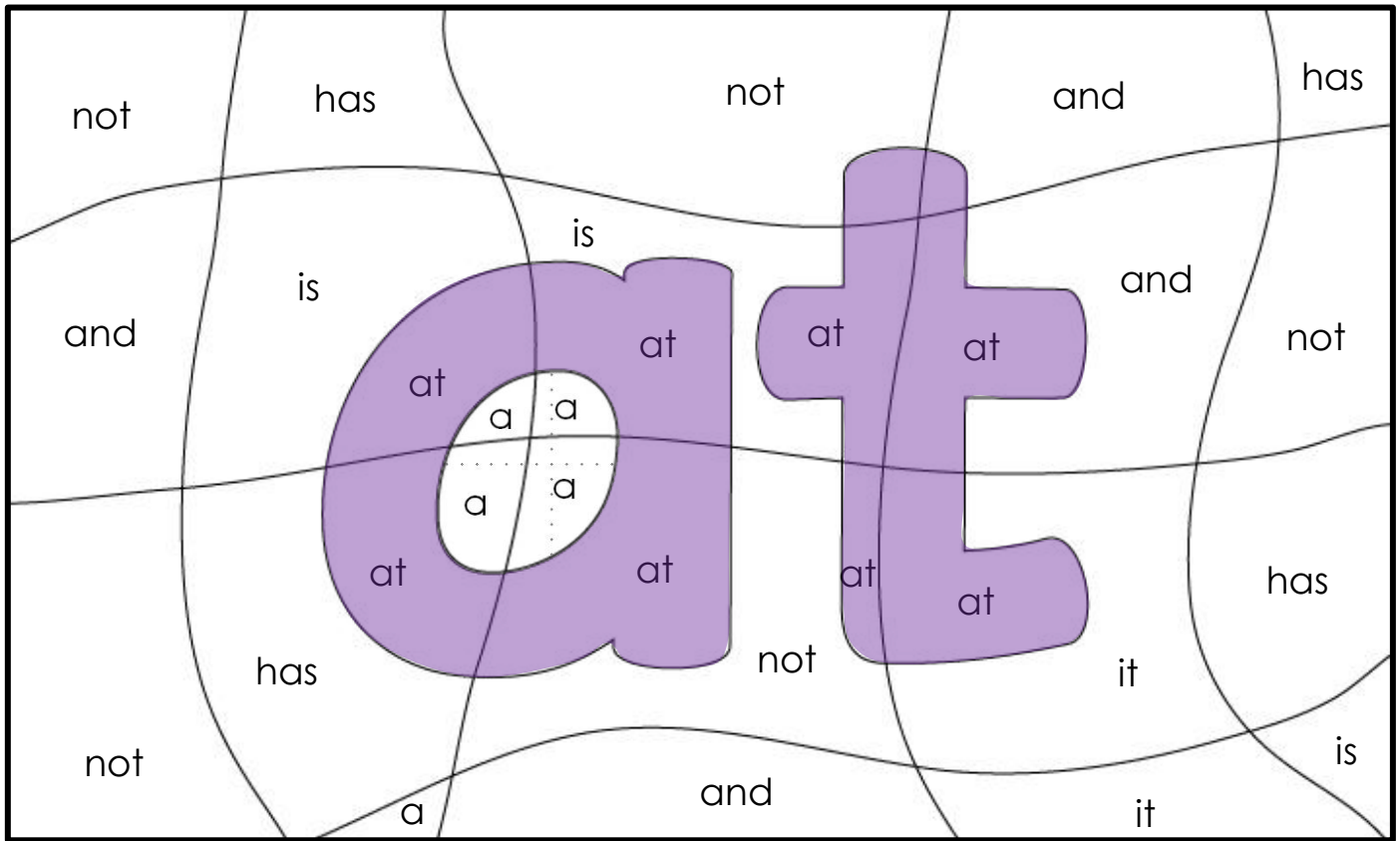


cane cape

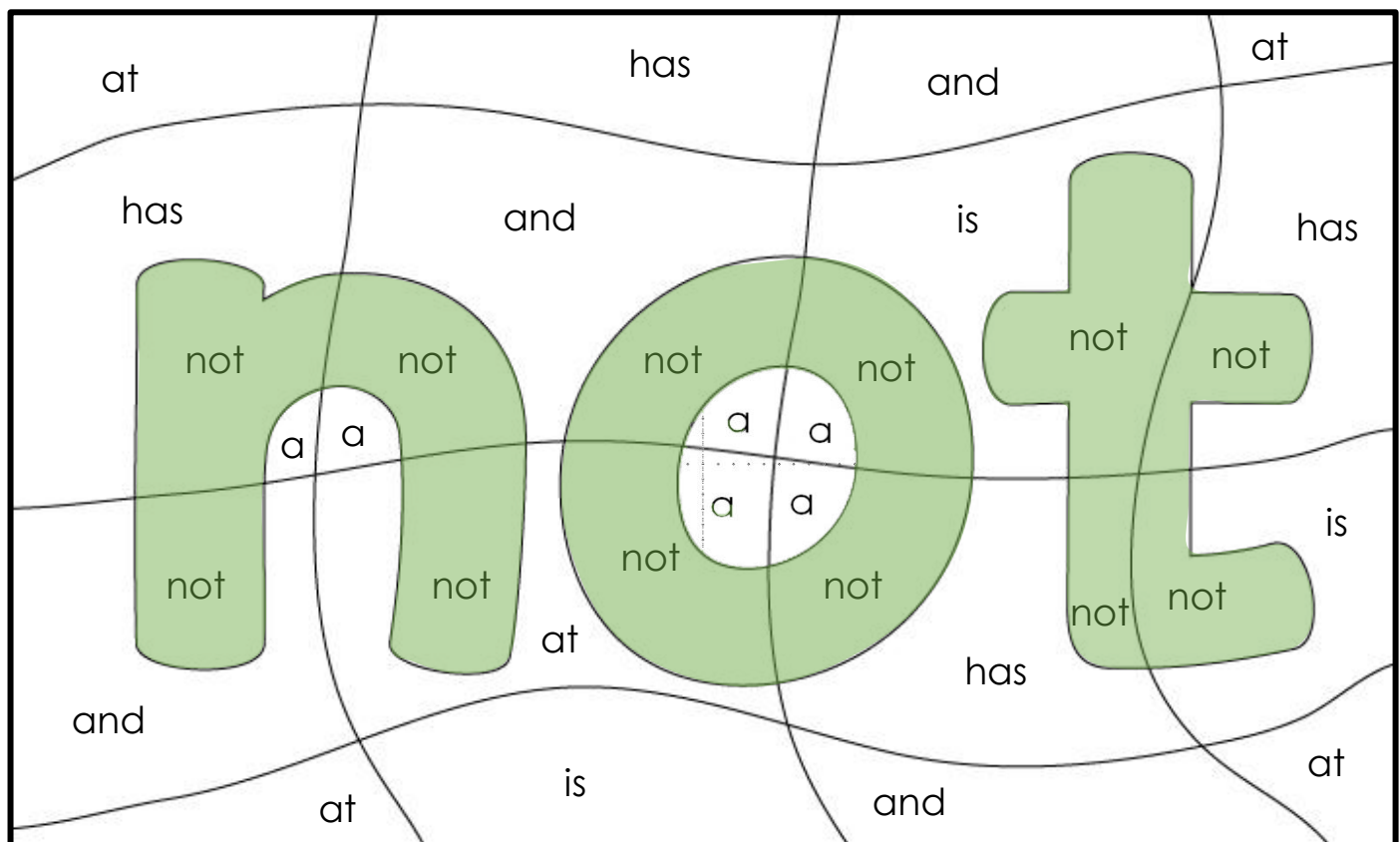


mane lane

Color the word 'at.'




Color the word 'not.'

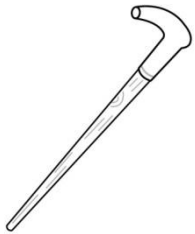




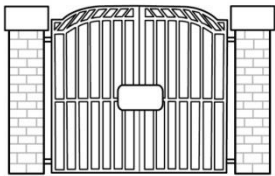
bake cake



game same



lane **cane**




late **gate**



cape tape

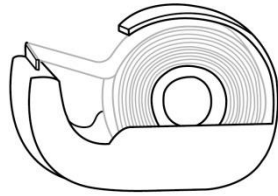
Color the ending sound of each picture.

Name _____



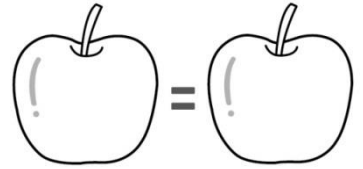
ake

ane



ate

ape



ame

ake



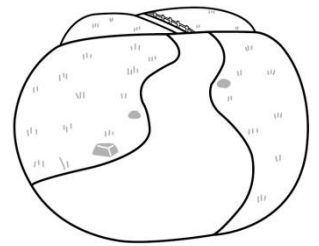
ate

ape



ake

ate



ake

ane



ane

ake



ate

ane

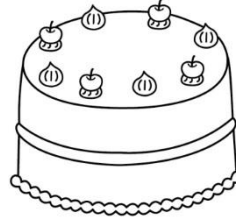


ate


ane



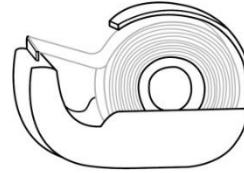
ame



ake



ane



ape



ape



ate


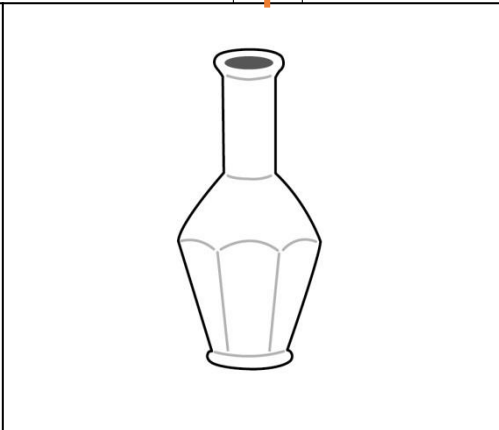
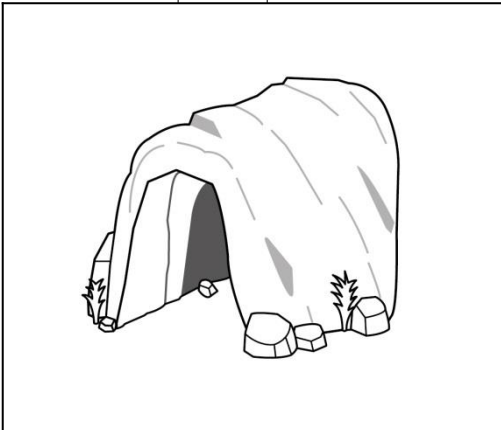
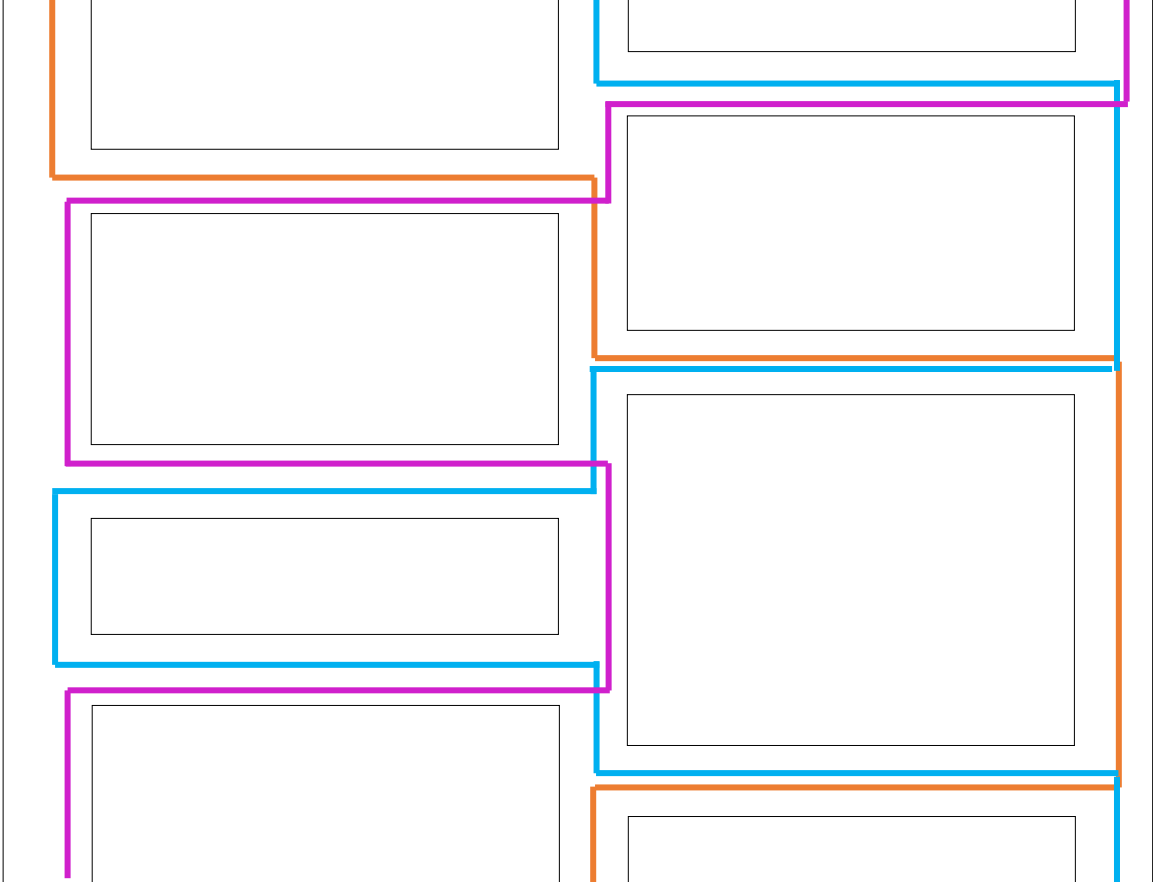


ame ape ane ape ate ake

ase

age




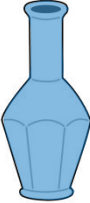





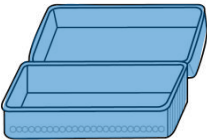
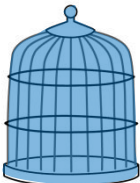
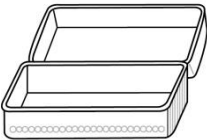
ave



cave

vase

page

Read	Trace	Color	
save	save		
vase	vase		
page	page		
wave	wave		
case	case		
cage	cage		

Draw a shape around the correct sight word.

Name

Draw ○ = in

Draw □ = is

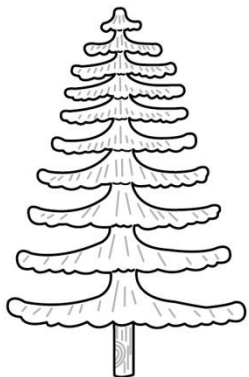
Draw △ = and

In a big cave.

Jake is in a case.

James is in a cage.

On a big wave, Kate
saves Jake and James.



bike

pine

bine

pine

pike



pine

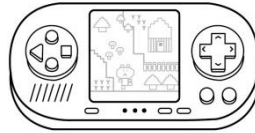

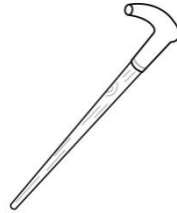

pike

bike

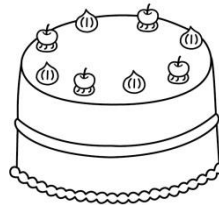
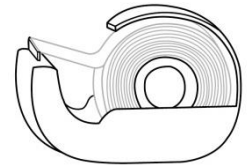

bine

bike

ine



ike



I **am** Mike.

I **am** nine.

I like **my** bike.

Oh, **no** !



am

my

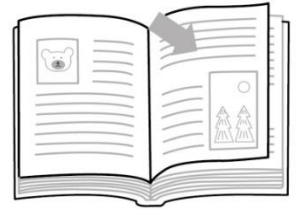
am

no

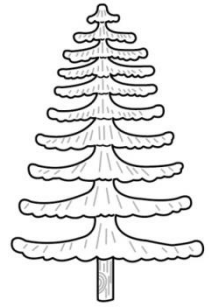
Match the correct sound of each picture.

Name

ave



ase



age



ine



ike



Circle the words that match the ending sound.


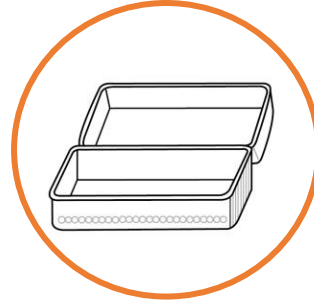
Name _____



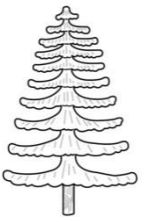

cave



vase



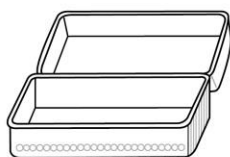
page



pine



bike




Review

2-3

Find and count the same ending sounds. Then, write down the number.

Name

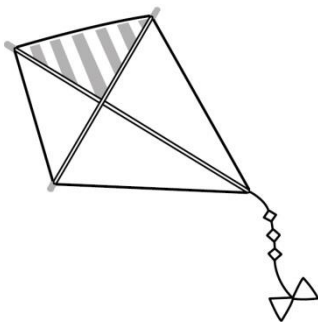


ave	ase	age	ine	ike
3	1	2	2	3



hidead

hide



dkitey

kite






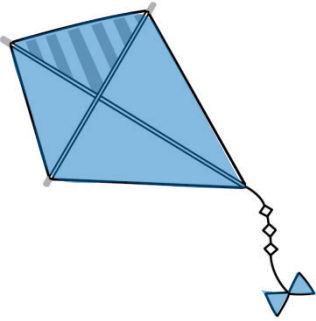
pcfive

five

ide

ite

ive

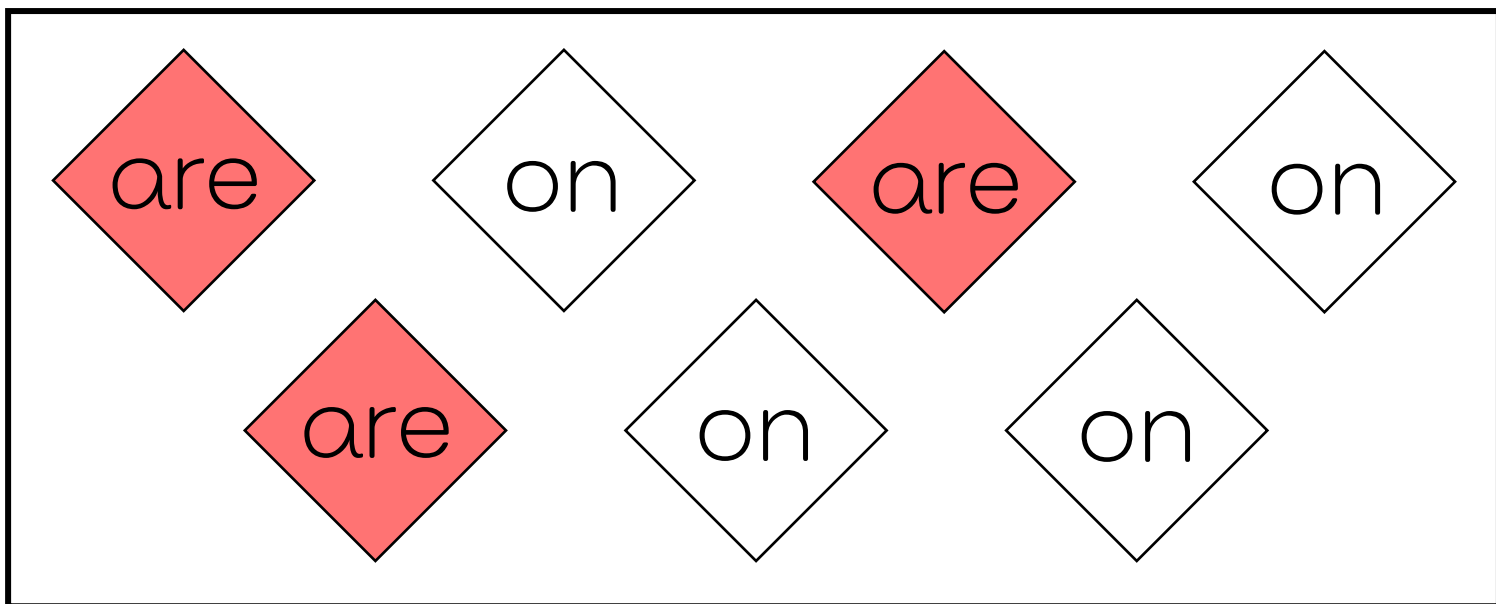


Trace and write.

are

are are

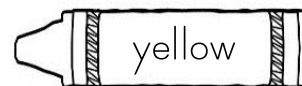

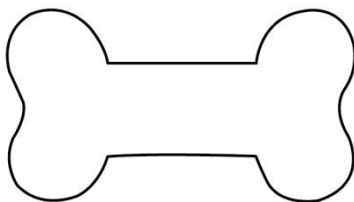
Find and color.



Trace and read.

Mike and Dave

are on a bike.



rose

bone

case

home

bone

home

rose

cane

home

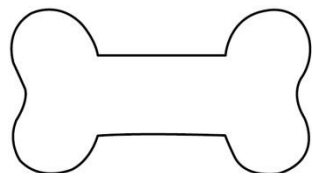
late

bone

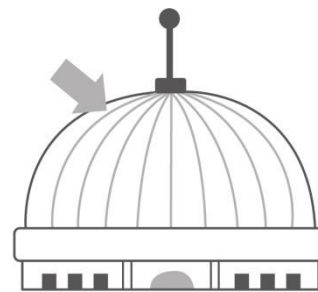
rose



ride bite




bone cone



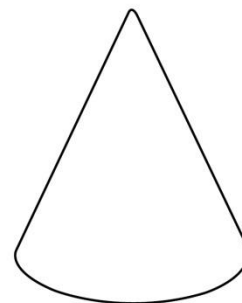
home dome




nose rose



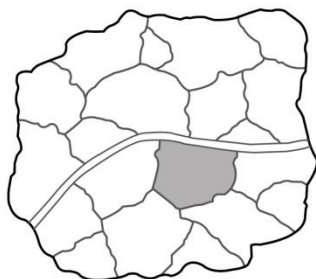
nose hose



bone cone



hose rose



zone bone



home dome

Draw a shape around the correct sight word.

Name

Draw ○ = it

Draw □ = is

Draw △ = my

It is a cone.

No! My home.

It is a hose.

No! My nose.

It is a rose.

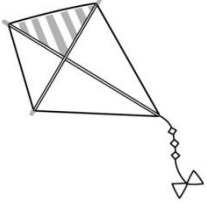
No! My bone!

3-1



hide

ride



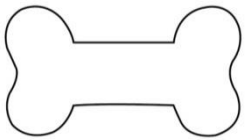
bite

kite

5

five

hive




bone

cone



dome

home



rose

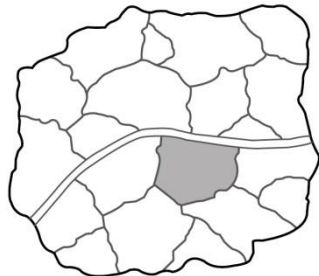
hose

Color the ending sound of each picture.

Name _____




ite ive



one ose



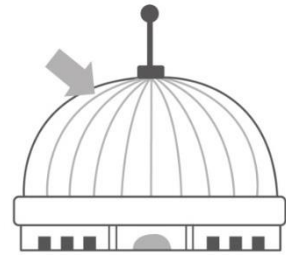
ome ose



ide ive



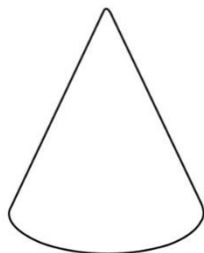
ide ite



ome ose



ose one

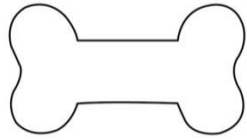


ome one



ive ide


Name




one



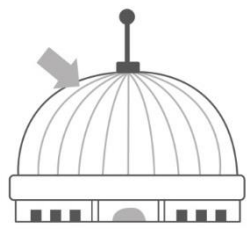
ive



ide



ose



ome



ite



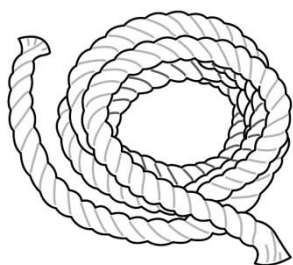


ide ite ive one ome ose

ope

ole



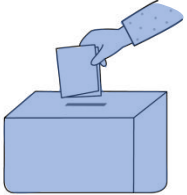
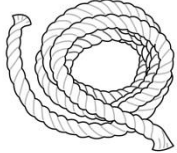

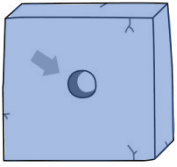
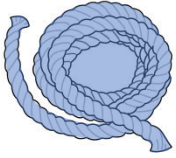

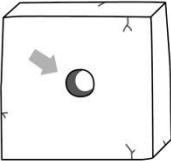

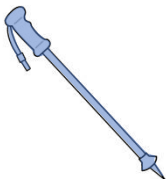

ote



rope

note

mole

Read	Trace	Color	
hope	hope		
vote	vote		
hole	hole		
rope	rope		
note	note		
pole	pole		

I **see** a hole.

I **see** a pole.

I **see** a rope.

Oh, no! A mole!

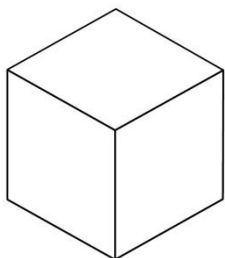


Oh

see

see

see



ube

ule

ute

uge

ube




ube

uge

ute

ule

uge



uge

ube

ule

ule

ute



ube

ute

uge

ute

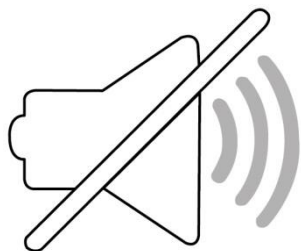
ule



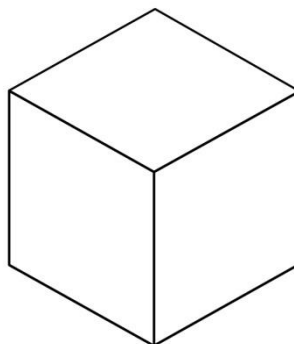
- ube
- uge
- ule
- ute



- ube
- uge
- ule
- ute




- ube
- uge
- ule
- ute



- ube
- uge
- ule
- ute



- ube
- uge
- ule
- ute



- ube
- uge
- ule
- ute

Read.

have

Color.

have

Trace.

have

Write.

have

Find.

is

have

has

have

a

has

have

a


Trace and read.

I have a tube.


Match the correct sound of each picture.

Name

ope




ole



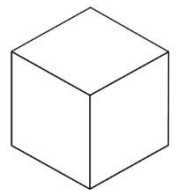
ote



ube




uge



ule




ute




Circle the words that match the ending sound.


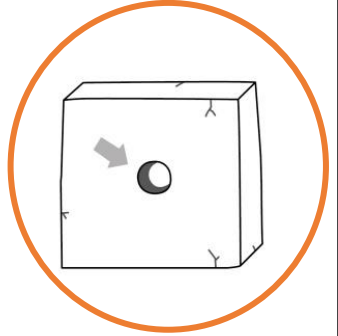

Name



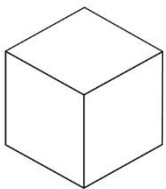
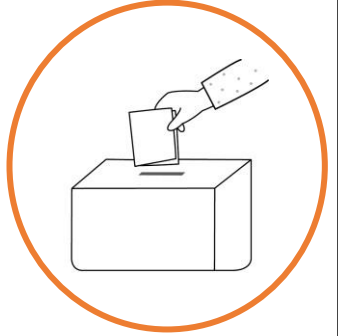

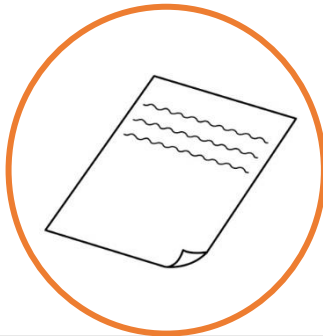
rope



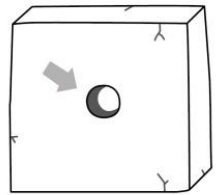
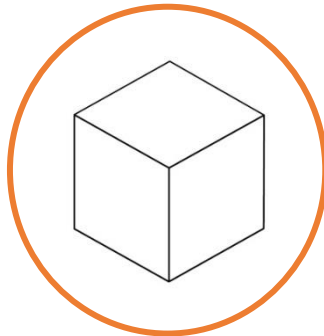
mole



note



cube



cute



Find and count the same ending sounds. Then, write down the number.

Name



ope	ole	ote	ube	uge	ule	ute
2	3	2	2	1	1	2