



## Pre-Entry Test for Level 5

**Note for Teachers :**

A) The child is assessed in these areas :

Part 1 : Conversation

Part 2 : Vocabulary

Part 3 : High Frequency Words

Part 4 & 5 : Phonics

B) The child must respond to all questions in English.

C) Tick or record the marks next to the questions if the child answers correctly. Total up the marks in the right hand column (For Teacher's Use).

D) If the child achieves 30 marks and above, he/she can proceed to Level 5 of Midisaurus English. If not, proceed to Level 3 of Midisaurus English.

## Midisaurus English – Pre-Entry Test for Level 5

Name: \_\_\_\_\_ Age: \_\_\_\_\_

### Part 1: Conversation (10 marks)

Respond to simple questions.

Teacher: What do you like to eat?

Child: I like \_\_\_\_\_.

Teacher: What do you want to be when you grow up?

Child: I want to be \_\_\_\_\_.

Teacher: Can you \_\_\_\_\_ (e.g. sing a song)?

Child: Yes, I can. / No, I can't.

For Teacher's Use:

Able to respond to:

3 questions  
- 10 marks

2 questions  
- 7 marks

1 question  
- 5 marks

**Part 1:**

(       ) / 10

### Part 2: Vocabulary (10 marks)

Circle the correct word. Read the sentence.

(i)

This is my



bedroom

kitchen


For Teacher's Use:

2 marks for each  
correct answer.  
(1 mark for  
correct word,  
1 mark for  
reading)

Marks / 2

--

(ii)

It is a  day.

sunny

rainy

Marks / 2

(iii)

I am a  .

pilot

chef

Marks / 2


(iv)

He can  .

smile

dance

Marks / 2

<div style="display: flex; align-items: center;"> <span style="margin-right: 20px;">(v)</span>  </div> <p style="text-align: center; font-size: 1.2em;">The      hops.</p> <div style="display: flex; justify-content: space-around; margin-top: 10px;"> <div style="border: 1px solid black; padding: 5px; width: 45%;">rabbit</div> <div style="border: 1px solid black; padding: 5px; width: 45%;">horse</div> </div>	<p style="text-align: center;">Marks / 2</p> <div style="border: 1px solid black; width: 80px; height: 60px; margin: 0 auto;"></div>
<p><b>Part 2:</b></p> <p>(      ) / 10</p>	

<p><b>Part 3: High Frequency Words (10 marks)</b></p> <p>Say these words.</p>	<p>For Teacher's Use:</p>																								
<table style="width: 100%; border-collapse: collapse;"> <tr> <td style="width: 50%;"></td> <td style="width: 5%; text-align: center;">✓</td> <td style="width: 50%;"></td> <td style="width: 5%; text-align: center;">✓</td> </tr> <tr> <td style="border: 1px solid black; padding: 5px; text-align: center;">can</td> <td style="border: 1px solid black; width: 40px;"></td> <td style="border: 1px solid black; padding: 5px; text-align: center;">how</td> <td style="border: 1px solid black; width: 40px;"></td> </tr> <tr> <td style="border: 1px solid black; padding: 5px; text-align: center;">come</td> <td style="border: 1px solid black;"></td> <td style="border: 1px solid black; padding: 5px; text-align: center;">who</td> <td style="border: 1px solid black;"></td> </tr> <tr> <td style="border: 1px solid black; padding: 5px; text-align: center;">big</td> <td style="border: 1px solid black;"></td> <td style="border: 1px solid black; padding: 5px; text-align: center;">his</td> <td style="border: 1px solid black;"></td> </tr> <tr> <td style="border: 1px solid black; padding: 5px; text-align: center;">one</td> <td style="border: 1px solid black;"></td> <td style="border: 1px solid black; padding: 5px; text-align: center;">see</td> <td style="border: 1px solid black;"></td> </tr> <tr> <td style="border: 1px solid black; padding: 5px; text-align: center;">are</td> <td style="border: 1px solid black;"></td> <td style="border: 1px solid black; padding: 5px; text-align: center;">there</td> <td style="border: 1px solid black;"></td> </tr> </table>		✓		✓	can		how		come		who		big		his		one		see		are		there		<p style="text-align: center;">1 mark for each correct answer.</p>
	✓		✓																						
can		how																							
come		who																							
big		his																							
one		see																							
are		there																							
<p><b>Part 3:</b></p> <p>(      ) / 10</p>																									

**Part 4: Phonics - 1 (10 marks)**

Identify the pictures. Fill in the blanks.

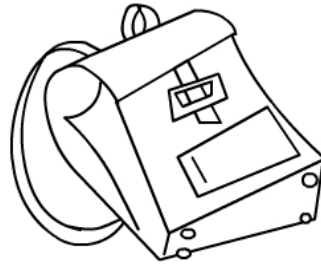
For Teacher's Use:

(i)

b

w

— ag



2 marks for each correct answer.

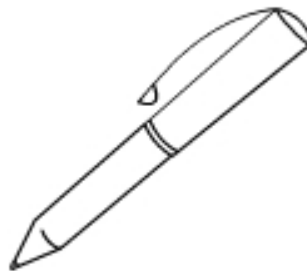
Marks / 2

(ii)

h

p

— en




Marks / 2

(iii)



l

z

— ip



Marks / 2

<p>(iv)</p> <div style="border: 1px solid black; padding: 5px; display: inline-block; text-align: center; width: 100px;">h</div> <div style="border: 1px solid black; padding: 5px; display: inline-block; text-align: center; width: 100px;">p</div> <div style="margin: 0 20px;"> <p>— ot</p> </div> <div style="text-align: center;">  </div>	<p>Marks / 2</p> <div style="border: 1px solid black; width: 80px; height: 60px; margin: 0 auto;"></div>
<p>(v)</p> <div style="border: 1px solid black; padding: 5px; display: inline-block; text-align: center; width: 100px;">r</div> <div style="border: 1px solid black; padding: 5px; display: inline-block; text-align: center; width: 100px;">s</div> <div style="margin: 0 20px;"> <p>— un</p> </div> <div style="text-align: center;">  </div>	<p>Marks / 2</p> <div style="border: 1px solid black; width: 80px; height: 60px; margin: 0 auto;"></div>
<p><b>Part 4:</b></p> <p>(       ) / 10</p>	

**Part 5: Phonics - 2 (10 marks)**

Identify the pictures. Fill in the blanks.


For Teacher's Use:

(i)

cl

fl

\_\_\_ ag



2 marks for each correct answer.

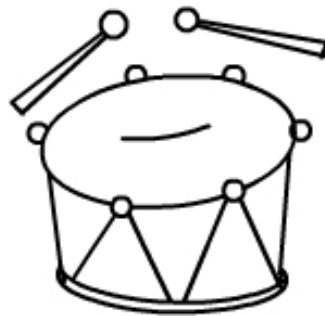
Marks / 2

(ii)

dr

tr

\_\_\_ um



Marks / 2

(iii)



sk

st

\_\_\_ op



Marks / 2

<p>(iv)</p> <div style="display: flex; align-items: center; justify-content: center;"> <div style="border: 1px solid black; padding: 5px; margin-right: 10px;"> <p>ch</p> <hr/> <p>sh</p> </div> <div style="margin-right: 10px;"> <p>— ip</p> </div> <div style="text-align: center;">  </div> </div>	<p>Marks / 2</p> <div style="border: 1px solid black; width: 80px; height: 60px; margin: 0 auto;"></div>
<p>(v)</p> <div style="display: flex; align-items: center; justify-content: center;"> <div style="border: 1px solid black; padding: 5px; margin-right: 10px;"> <p>ph</p> <hr/> <p>th</p> </div> <div style="margin-right: 10px;"> <p>mou —</p> </div> <div style="text-align: center;">  </div> </div>	<p>Marks / 2</p> <div style="border: 1px solid black; width: 80px; height: 60px; margin: 0 auto;"></div>
<p style="text-align: right;"><b>Part 5:</b></p> <p style="text-align: right;">(       ) / 10</p>	

**For Teacher's Use:**

<p><b>30 marks and above</b></p> <p>Proceed to Level 5</p>	<p><b>TOTAL MARKS</b></p> <p><b>(       ) / 50</b></p>
--	--