



## Assessment for Levels 1 to 6

The assessment for each level comprises the following:

Part 1: Speaking

Part 2: Listening

Part 3: Reading

Part 4: Writing

Part 5: Phonics

There are 2 sets of questions for each level (Version 1 and Version 2). They can be used at the teacher's discretion, according to children's level of competency. The questions in Version 1 are generally simpler as compared to Version 2.



## Level 1 Assessment (Version 1)

### Note for Teachers:

A) The child is assessed in these areas:

Part 1: Speaking (10 marks)

- Full marks if the child is able to respond to the teacher in English without prompting. Deduct 2 marks for every word the teacher prompts the child.
  1. Teacher: Hello, (child's name). Child: Hello, teacher.
  2. Teacher: Goodbye, (child's name). Child: Goodbye, teacher. (at end of assessment)

Part 2: Listening (10 marks)

- Teacher says the following words. Child listens and circles the correct picture.
  1. nose
  2. balloons
  3. father
  4. hat
  5. blue

Part 3: Reading (10 marks)

- Teacher reads the whole sentence once. Teacher reads again and pauses at the underlined vocabulary word(s) for the child to read.

Part 4: Writing (10 marks)

Part 5: Phonics - Beginning Sounds (10 marks)

B) The child must respond to all questions in English.

## Midisaurus English – Level 1 Assessment (Version 1)

Name: \_\_\_\_\_ Age: \_\_\_\_\_

### Part 1: Speaking

For Teacher's Use:

- Teacher: Hello, (child's name).  
Child: \_\_\_\_\_
- Teacher: Goodbye, (child's name).  
Child: \_\_\_\_\_

**Part 1:**

(      ) / 10

### Part 2: Listening

Listen and circle the correct picture.

For Teacher's Use:

1



2 marks for each correct answer.

2




3



4



5




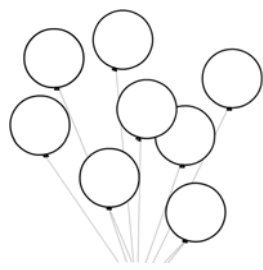



**Part 2:**

(      ) / 10

**Part 3: Reading**

Read the sentences with teacher.

For Teacher's Use:

1	I have a <u>nose</u> .		2 marks for each correct answer.
2	There are <u>balloons</u> at my party.		
3	I like to cycle with my <u>father</u> .		
4	Take off this old <u>hat</u> .		
5	Here is the <u>blue</u> sky.		<p><b>Part 3:</b></p> <p>(      ) / 10</p>

**Part 4: Writing**

Copy the letters.





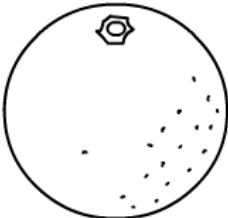
For Teacher's Use:

1	b		2 marks for each correct answer.
2	f		
3	g		
4	k		
5	n		
			<b>Part 4:</b> (       ) / 10

**Part 5: Phonics (Beginning Sounds)**

Circle the correct beginning letter sound.

For Teacher's Use:

1		a	f	2 marks for each correct answer.
2		b	c	
3		k	m	
4		g	l	
5		h	o	<p><b>Part 5:</b></p> <p>(      ) / 10</p>

**For Teacher's Use:**

Level 1 Assessment (Version 1)

**TOTAL MARKS**

**(       ) / 50**



## Level 1 Assessment (Version 2)

### Note for Teachers:

A) The child is assessed in these areas:

Part 1: Speaking (10 marks)

- Full marks if the child is able to respond to the teacher in English without prompting. Deduct 2 marks for every word the teacher prompts the child.
  1. Teacher: Hello, (child's name). Child: Hello, teacher.
  2. Teacher: How are you today? Child: I'm fine, thank you.

Part 2: Listening (10 marks)

- Teacher says the following words. Child listens and circles the correct picture.
  1. hands
  2. birthday cake
  3. grandmother
  4. shirt
  5. leaf

Part 3: Reading (10 marks)

- Teacher reads the whole sentence once.  
Child repeats the sentence.

Part 4: Writing (10 marks)

Part 5: Phonics - Beginning Sounds (10 marks)

B) The child must respond to all questions in English.



## Midisaurus English – Level 1 Assessment (Version 2)

Name: \_\_\_\_\_ Age: \_\_\_\_\_

### Part 1: Speaking

For Teacher's Use:

- Teacher: Hello, (child's name).  
Child: \_\_\_\_\_
- Teacher: How are you today?  
Child: \_\_\_\_\_











**Part 1:**

(       ) / 10

### Part 2: Listening

Listen and circle the correct picture.

For Teacher's Use:

1			2 marks for each correct answer.
2			
3			
4			
5			





**Part 2:**

(       ) / 10

**Part 3: Reading**

Read the sentences.

For Teacher's Use:

1	We have hands.		2 marks for each correct answer.
2	There is a birthday cake at my party.		
3	I like to cook with my grandmother.		
4	Put on that new shirt.		
5	Here is the green leaf.		<p><b>Part 3:</b></p> <p>(      ) / 10</p>

**Part 4: Writing**

Copy the letters.

For Teacher's Use:


1	a		2 marks for each correct answer.
2	e		
3	h		
4	j		
5	m		
			<b>Part 4:</b> <b>(       ) / 10</b>

## Part 5: Phonics (Beginning Sounds)

Write down the beginning letter sound.

For Teacher's Use:


1



\_\_ anana

2 marks for each correct answer.

2



ish

3




— en

4



\_\_ing

5



# ion

## Part 5:

(       ) / 10

**For Teacher's Use:**

Level 1 Assessment (Version 2)

**TOTAL MARKS**

**(       ) / 50**



## Level 2 Assessment (Version 1)

### Note for Teachers:

A) The child is assessed in these areas:

Part 1: Speaking (10 marks)

- Full marks if the child is able to respond to the teacher in English without prompting. Deduct 1 mark for every word the teacher prompts the child.
  1. Teacher: What is your name? Child: My name is (child's name).
  2. Teacher: What is this? (Show child a shape.) Child: This is a (name of shape).

Part 2: Listening (10 marks)

- Teacher says the following words. Child listens and circles the correct picture.
  1. circle
  2. apple
  3. rice
  4. swing
  5. book

Part 3: Reading (10 marks)

- Teacher reads the whole sentence once. Teacher reads again and pauses at the underlined vocabulary word(s) for the child to read.

Part 4: Writing (10 marks)

Part 5: Phonics – Beginning Sounds (10 marks)

B) The child must respond to all questions in English.

## Midisaurus English – Level 2 Assessment (Version 1)

Name: \_\_\_\_\_ Age: \_\_\_\_\_

### Part 1: Speaking

For Teacher's Use:

- Teacher: What is your name?  
Child: \_\_\_\_\_
- Teacher: What is this?  
Child: \_\_\_\_\_











**Part 1:**

(       ) / 10

### Part 2: Listening

Listen and circle the correct picture.






For Teacher's Use:

1			2 marks for each correct answer.
2			
3			
4			
5			
			<p><b>Part 2:</b></p> <p>(       ) / 10</p>

**Part 3: Reading**

Read the sentences with teacher.

For Teacher's Use:

1	<p>This is a <u>circle</u>. It becomes the <u>sun</u>.</p> 	<p>2 marks for each correct answer.</p>
2	<p>Can I have one more <u>apple</u>, please?</p> 	
3	<p>Get some <u>rice</u>. Cook the <u>rice</u>.</p> 	
4	<p>I want to play on the <u>swing</u>.</p> 	
5	<p>One big <u>book</u> and two small ones.</p> 	<p><b>Part 3:</b> (       ) / 10</p>



**Part 4: Writing**

Complete the letter sequence.

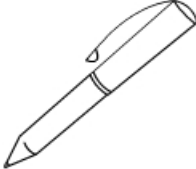




For Teacher's Use:

1	p _ r _	2 marks for each correct answer.
2	_ B _ D _	
		<b>Part 4:</b> (      ) / 10

**Part 5: Phonics (Beginning Sounds)**

Circle the correct beginning letter sound.

For Teacher's Use:

1	 p u	2 marks for each correct answer.
2	 l s	
3	 n t	
4	 v x	
5	 r w	<b>Part 5:</b> (      ) / 10

**For Teacher's Use:**

Level 2 Assessment (Version 1)

**TOTAL MARKS**

**(       ) / 50**



## Level 2 Assessment (Version 2)

### Note for Teachers:

A) The child is assessed in these areas:

Part 1: Speaking (10 marks)

- Full marks if the child is able to respond to the teacher in English without prompting. Deduct 1 mark for every word the teacher prompts the child.
  1. Teacher: What is your name? Child: My name is (child's name).
  2. Teacher: How old are you? Child: I am \_\_ years old.
  3. Teacher: What is this? (Show child a shape.) Child: This is a (name of shape).

Part 2: Listening (10 marks)

- Teacher says the following words. Child listens and circles the correct picture.
  1. oval
  2. orange
  3. soup
  4. slide
  5. pencil

Part 3: Reading (10 marks)

- Teacher reads the whole sentence once.  
Child repeats the sentence.

Part 4: Writing (10 marks)

Part 5: Phonics - Beginning and Final Sounds (10 marks)

B) The child must respond to all questions in English.

## Midisaurus English – Level 2 Assessment (Version 2)

Name: \_\_\_\_\_ Age: \_\_\_\_\_

### Part 1: Speaking

For Teacher's Use:

- Teacher: What is your name?  
Child: \_\_\_\_\_
- Teacher: How old are you?  
Child: \_\_\_\_\_
- Teacher: What is this?  
Child: \_\_\_\_\_

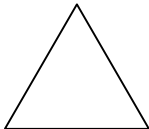
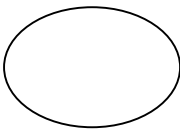

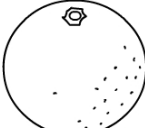

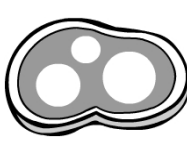


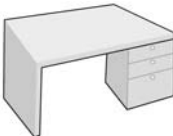

**Part 1:**

(       ) / 10

### Part 2: Listening

Listen and circle the correct picture.

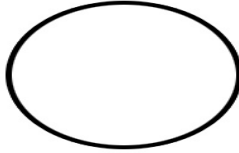
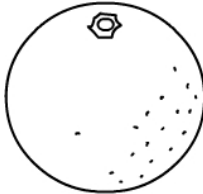



For Teacher's Use:

1			2 marks for each correct answer.
2			
3			
4			
5			
			<p><b>Part 2:</b></p> <p>(       ) / 10</p>

**Part 3: Reading**

Read the sentences with teacher.

For Teacher's Use:

1	<p>This is an oval. It becomes the pond.</p> 	<p>2 marks for each correct answer.</p>
2	<p>Can I have one more orange, please?</p> 	
3	<p>Get some soup. Boil the soup.</p> 	
4	<p>I want to play on the slide.</p> 	
5	<p>One long pencil and two short ones.</p> 	
		<p><b>Part 3:</b> (      ) / 10</p>



**For Teacher's Use:**

Level 2 Assessment (Version 2)

**TOTAL MARKS**

**(       ) / 50**



## Level 3 Assessment (Version 1)

### Note for Teachers:

A) The child is assessed in these areas:

Part 1: Speaking (10 marks)

- Full marks if the child is able to respond to the teacher in English without prompting. Deduct 1 mark for every word the teacher prompts the child.
  1. Teacher: Good morning/afternoon, (child's name).  
Child: Good morning/afternoon, teacher.
  2. Teacher: What do you like to eat? Child: I like to eat \_\_\_\_\_.

Part 2: Listening (10 marks)

- Teacher says the following words. Child listens and circles the correct picture.
  1. hen
  2. bedroom
  3. bread
  4. chef
  5. sunny

Part 3: Reading (10 marks)

- Teacher reads the whole sentence once. Teacher reads again and pauses at the underlined vocabulary word(s) for the child to read.

Part 4: Writing (10 marks)

Part 5: Phonics – Word Families (10 marks)

B) The child must respond to all questions in English.



## Midisaurus English – Level 3 Assessment (Version 1)

Name: \_\_\_\_\_ Age: \_\_\_\_\_

### Part 1: Speaking

For Teacher's Use:

- Teacher: Good morning, (child's name).  
Child: \_\_\_\_\_
- Teacher: What do you like to eat?  
Child: \_\_\_\_\_






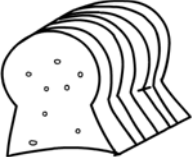




**Part 1:**

(       ) / 10

### Part 2: Listening

Listen and circle the correct picture.



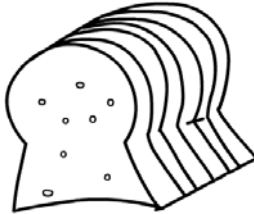


For Teacher's Use:

1			2 marks for each correct answer.
2			
3			
4			
5			
			<p><b>Part 2:</b></p> <p>(       ) / 10</p>

**Part 3: Reading**

Read the sentences with teacher.

For Teacher's Use:

1	<p>I see a <u>hen</u>. Good morning, <u>hen</u>.</p> 	<p>2 marks for each correct answer.</p>
2	<p>I look into the <u>bedroom</u>.</p> 	
3	<p>I like to eat <u>bread</u>.</p> 	
4	<p>Mom, who am I? You are a <u>chef</u>.</p> 	
5	<p>If it is a <u>sunny</u> day, I will go for a <u>swim</u>.</p> 	<p><b>Part 3:</b> (       ) / 10</p>

# Part 4: Writing

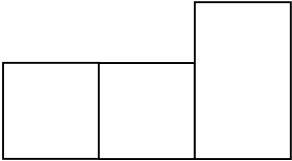

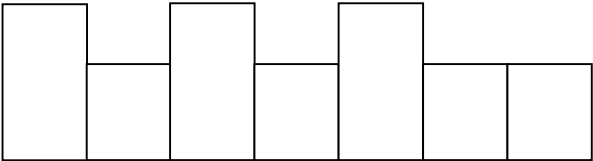

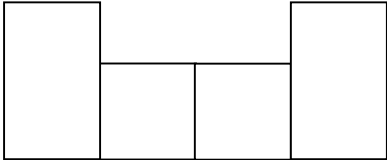

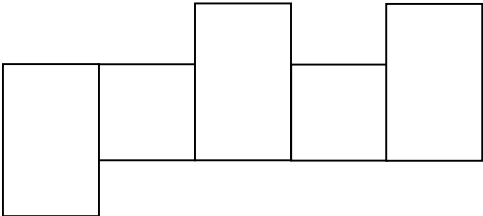

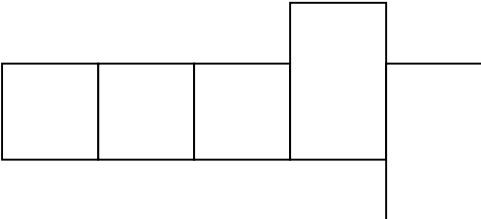

Fill in these words in the word puzzles.

For Teacher's Use:

Helping words:

fish kitchen owl pilot windy

2 marks for each correct answer.

1		
2		
3		
4		
5		


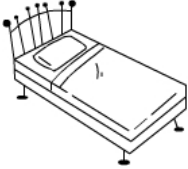



Part 4:

( ) / 10

**Part 5: Phonics (Word Families)**

Circle the correct word.

For Teacher's Use:

1		can    fan    man	2 marks for each correct answer.
2		bed    fed    red	
3		bin    fin    win	
4		cop    mop    top	
5		cut    hut    nut	<p><b>Part 5:</b></p> <p>(       ) / 10</p>

**For Teacher's Use:**

Level 3 Assessment (Version 1)

**TOTAL MARKS**

**(       ) / 50**



## Level 3 Assessment (Version 2)

### Note for Teachers:

A) The child is assessed in these areas:

Part 1: Speaking (10 marks)

- Full marks if the child is able to respond to the teacher in English without prompting. Deduct 1 mark for every word the teacher prompts the child.
  1. Teacher: Good morning/afternoon, (child's name).  
Child: Good morning/afternoon, teacher.
  2. Teacher: What do you like to eat? Child: I like to eat \_\_\_\_\_.
  3. Teacher: What do you not like to eat? Child: I do not like to eat \_\_\_\_\_.

Part 2: Listening (10 marks)

- Teacher says the following words. Child listens and circles the correct picture.
  1. owl
  2. living room
  3. carrots
  4. waiter
  5. rainy

Part 3: Reading (10 marks)

- Teacher reads the whole sentence once.  
Child repeats the sentence.

Part 4: Writing (10 marks)

Part 5: Phonics – Word Families (10 marks)

B) The child must respond to all questions in English.

## Midisaurus English – Level 3 Assessment (Version 2)

Name: \_\_\_\_\_ Age: \_\_\_\_\_

### Part 1: Speaking

For Teacher's Use:

- Teacher: Good morning, (child's name).  
Child: \_\_\_\_\_
- Teacher: What do you like to eat?  
Child: \_\_\_\_\_
- Teacher: What do you not like to eat?  
Child: \_\_\_\_\_











**Part 1:**

(      ) / 10

### Part 2: Listening

Listen and circle the correct picture.






For Teacher's Use:

1			2 marks for each correct answer.
2			
3			
4			
5			
			<b>Part 2:</b> (      ) / 10

**Part 3: Reading**

Read the sentences with teacher.

For Teacher's Use:

1	<p>I see an owl. Goodnight, owl.</p> 	<p>2 marks for each correct answer.</p>
2	<p>I look into the living room.</p> 	
3	<p>She likes to eat carrots.</p> 	
4	<p>Sister, who am I? You are a waiter.</p> 	
5	<p>If it is a rainy day, I will take a nap.</p> 	

**Part 3:**

(       ) / 10



**Part 4: Writing**

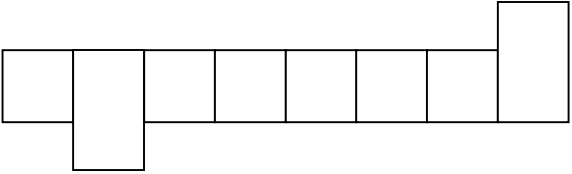

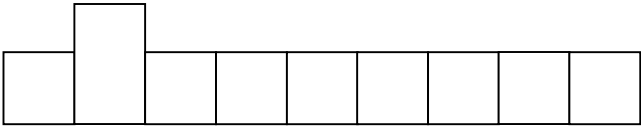

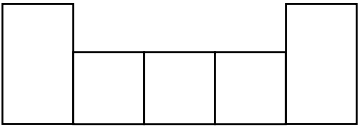
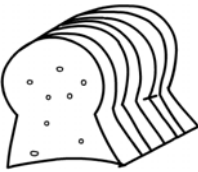
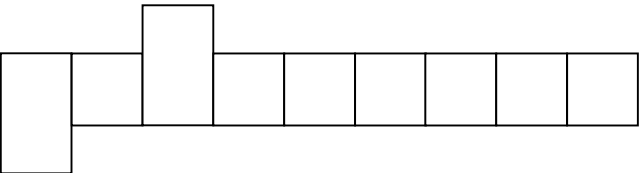

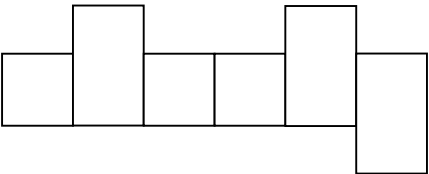

Fill in these words in the word puzzles.

For Teacher's Use:

Helping words:

bread cloudy policeman  
squirrel storeroom

2 marks for each  
correct answer.

1		
2		
3		
4		
5		

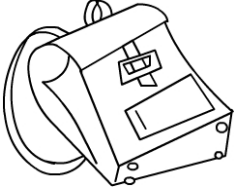
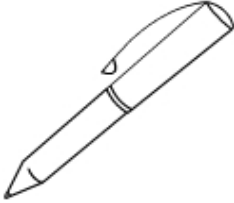



**Part 4:**

(      ) / 10

**Part 5: Phonics (Word Families)**

Fill in the blanks.

For Teacher's Use:

1	 b _ _ (ag an)	2 marks for each correct answer.
2	 p _ _ (en et)	
3	 z _ _ (im ip)	
4	 p _ _ (og ot)	
5	 c _ _ (ub un)	<b>Part 5:</b> (     ) / 10

**For Teacher's Use:**

Level 3 Assessment (Version 2)

**TOTAL MARKS**

**(       ) / 50**



## Level 4 Assessment (Version 1)

### Note for Teachers:

A) The child is assessed in these areas:

#### Part 1: Speaking (10 marks)

- Full marks if the child is able to respond to the teacher in English without prompting. Deduct 1 mark for every word the teacher prompts the child.
  1. Teacher: Hello, (child's name). Child: Hello, teacher.
  2. Teacher: How are you today? Child: I'm fine, thank you.
  3. Teacher: Can you bring the broom and clean up, please?  
Child: Yes, I can.

#### Part 2: Listening (10 marks)

- Teacher says the following. Child listens and numbers the pictures.
  1. Write the number 1 beside this picture: Daddy Hare tickles her right foot.
  2. Write the number 2 beside this picture: There is sand on the carpet.
  3. Write the number 3 beside this picture: It's all about colorful balloons.
  4. Write the number 4 beside this picture: When I smile, he smiles.
  5. Write the number 5 beside this picture: Frog leaped there.

#### Part 3: Reading (10 marks)

- Teacher reads the whole sentence once. Teacher reads again and pauses at the underlined vocabulary word(s) for the child to read.

#### Part 4: Writing (10 marks)

#### Part 5: Phonics – Blends and Digraphs (10 marks)

B) The child must respond to all questions in English.

## Midisaurus English – Level 4 Assessment (Version 1)

Name: \_\_\_\_\_ Age: \_\_\_\_\_

### Part 1: Speaking

For Teacher's Use:

- Teacher: Hello, (child's name).  
Child: \_\_\_\_\_
- Teacher: How are you today?  
Child: \_\_\_\_\_
- Teacher: Can you bring the broom and clean up, please?  
Child: \_\_\_\_\_


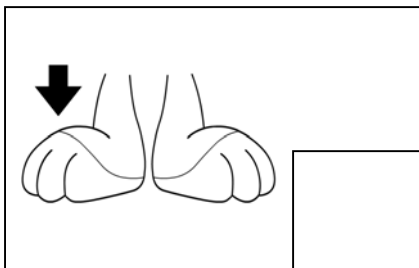

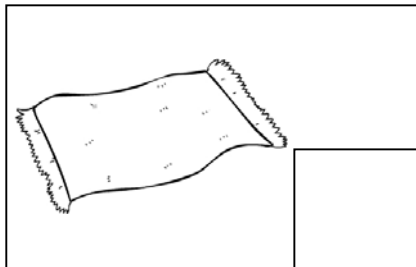
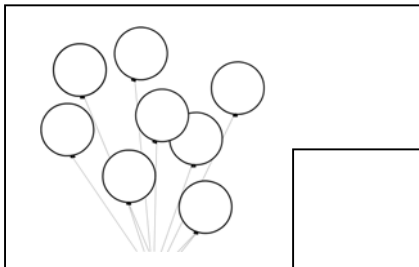
**Part 1:**

(      ) / 10

### Part 2: Listening

Listen and number the pictures in the boxes.

For Teacher's Use:



2 marks for each correct answer.


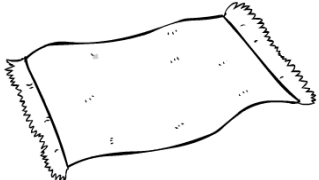


**Part 2:**

(      ) / 10

**Part 3: Reading**

Read the sentences with teacher.

For Teacher's Use:

1	<p>Daddy Hare <u>kisses</u> her right <u>cheek</u>.</p> 	<p>2 marks for each correct answer.</p>
2	<p>There is <u>sand</u> on the <u>carpet</u>.</p> 	
3	<p>It's all about <u>yummy food</u>.</p> 	
4	<p>When I <u>smile</u>, he <u>smiles</u>.</p> 	
5	<p>Rabbit <u>hopped</u> there.</p> 	

**Part 3:**

(       ) / 10

# **Part 4: Writing**






Fill in these words in the word puzzles.

For Teacher's Use:

Helping words:

broom duck ear games laugh

2 marks for each correct answer.

1	<div> <div></div> <div></div> <div></div> </div>	
2	<div> <div></div> <div></div> <div></div> <div></div> <div></div> </div>	
3	<div> <div></div> <div></div> <div></div> <div></div> <div></div> </div>	
4	<div> <div></div> <div></div> <div></div> <div></div> <div></div> </div>	
5	<div> <div></div> <div></div> <div></div> <div></div> </div>	





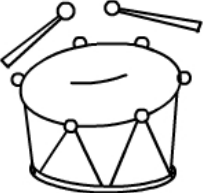
**Part 4:**

(       ) / 10

**Part 5: Phonics (Blends and Digraphs)**

Circle the correct word.

For Teacher's Use:

1		clap   trap   chap	2 marks for each correct answer.
2		fled   bled   shed	
3		chick   stick   brick	
4		chop   drop   stop	
5		plum   drum   glum	<p><b>Part 5:</b></p> <p>(     ) / 10</p>



**For Teacher's Use:**

Level 4 Assessment (Version 1)

**TOTAL MARKS**

**(       ) / 50**



## Level 4 Assessment (Version 2)

### Note for Teachers:

A) The child is assessed in these areas:

#### Part 1: Speaking (10 marks)

- Full marks if the child is able to respond to the teacher in English without prompting. Deduct 1 mark for every word the teacher prompts the child.
  1. Teacher: Hello, (child's name). Child: Hello, teacher.
  2. Teacher: How are you today? Child: I'm fine, thank you.
  3. Teacher: Can you bring the broom and clean up, please? Child: Yes, I can.
  4. Reverse role: Teacher shows a cleaning tool (e.g. cloth) and get child to ask the teacher to clean up by using the questioning structure (3.) as above.  
Child: Teacher, can you bring a cloth and clean up, please?  
Teacher: Yes, I can.

#### Part 2: Listening (10 marks)

- Teacher says the following. Child listens and circles the correct picture.
  1. Mommy Hare blows into her right ear.
  2. There is rubbish on the floor.
  3. It's all about colorful party hats.
  4. When I dance, he dances.
  5. Horse galloped there.

#### Part 3: Reading (10 marks)

- Teacher reads the whole sentence once. Child repeats the sentence.

#### Part 4: Writing (10 marks)

#### Part 5: Phonics – Blends and Digraphs (10 marks)

B) The child must respond to all questions in English.

## Midisaurus English – Level 4 Assessment (Version 2)

Name: \_\_\_\_\_ Age: \_\_\_\_\_

### Part 1: Speaking

For Teacher's Use:

- Teacher: Hello, (child's name). Child: \_\_\_\_\_
- Teacher: How are you today? Child: \_\_\_\_\_
- Teacher: Can you bring the broom and clean up, please?  
Child: \_\_\_\_\_
- (Reverse role) Child: \_\_\_\_\_  
Teacher: Yes, I can.











**Part 1:**

(      ) / 10

### Part 2: Listening

Listen and circle the correct picture.

For Teacher's Use:

1			2 marks for each correct answer.
2			
3			
4			
5			



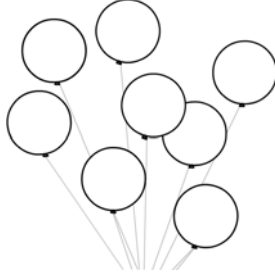


**Part 2:**

(      ) / 10

**Part 3: Reading**

Read the sentences with teacher.

For Teacher's Use:

1	<p>Mommy Hare pats her left shoulder.</p> 	<p>2 marks for each correct answer.</p>
2	<p>There is rubbish on the floor.</p> 	
3	<p>It's all about colorful balloons.</p> 	
4	<p>When I dance, he dances.</p> 	
5	<p>Frog leaped there.</p> 	

**Part 3:**

(       ) / 10

**Part 4: Writing**

Fill in these words in the word puzzles.

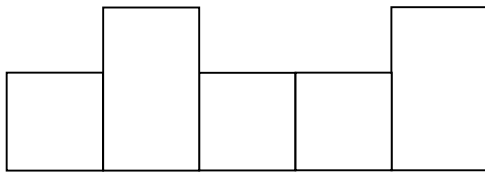
For Teacher's Use:

Helping words:

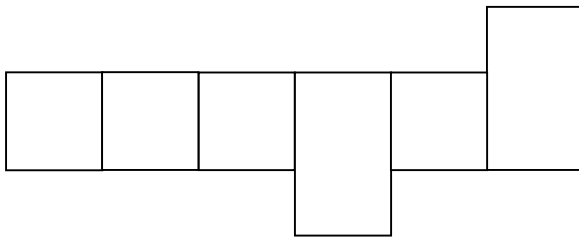
carpet      cheek      frown  
party hats      snake

2 marks for each correct answer.

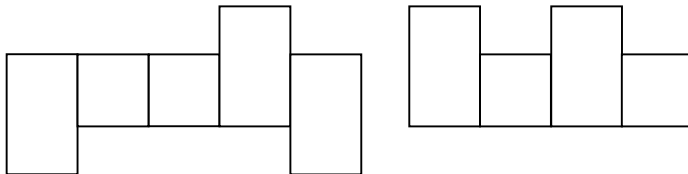
1



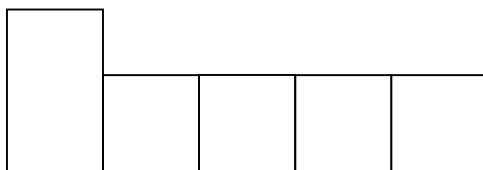
2



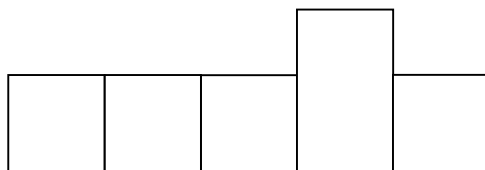
3



4



5








**Part 4:**

(      ) / 10

**Part 5: Phonics (Blends and Digraphs)**

Fill in the blanks.

For Teacher's Use:

1	 _ _ ack (bl sh)	2 marks for each correct answer.
2	 _ _ ess (dr ch)	
3	 _ _ ip (wh sh)	
4	 _ _ og (fr sl)	
5	 _ _ uck (st tr)	<p><b>Part 5:</b></p> <p>(      ) / 10</p>

**For Teacher's Use:**

Level 4 Assessment (Version 2)

**TOTAL MARKS**

**(       ) / 50**



## Level 5 Assessment (Version 1)

### Note for Teachers:

A) The child is assessed in these areas:

#### Part 1: Speaking (10 marks)

- Full marks if the child is able to respond to the teacher in English without prompting. Deduct 2 marks for every word the teacher prompts the child.
- Teacher: Hello, (child's name). Child: Hello, teacher.
- Teacher shows child Map 1.  
Teacher: (Child's name), which is the way to school? Child: You need to go straight.

#### Part 2: Listening (10 marks)

- Teacher says the following. Child listens and numbers the pictures.
  1. Write the number 1 beside this picture: Come, little beetles.
  2. Write the number 2 beside this picture: Dad's big car has bright lights.
  3. Write the number 3 beside this picture: Here's a circle.
  4. Write the number 4 beside this picture: Dogs are helpful animals.
  5. Write the number 5 beside this picture: Mr. Train, which is the way to Depot Road?

#### Part 3: Reading (10 marks)

- Teacher reads the whole sentence once. Teacher reads again and pauses at the underlined vocabulary word(s) for the child to read.

#### Part 4: Writing (10 marks)

#### Part 5: Phonics – Long Vowels (10 marks)

B) The child must respond to all questions in English.



## Midisaurus English – Level 5 Assessment (Version 1)

Name: \_\_\_\_\_ Age: \_\_\_\_\_

### Part 1: Speaking

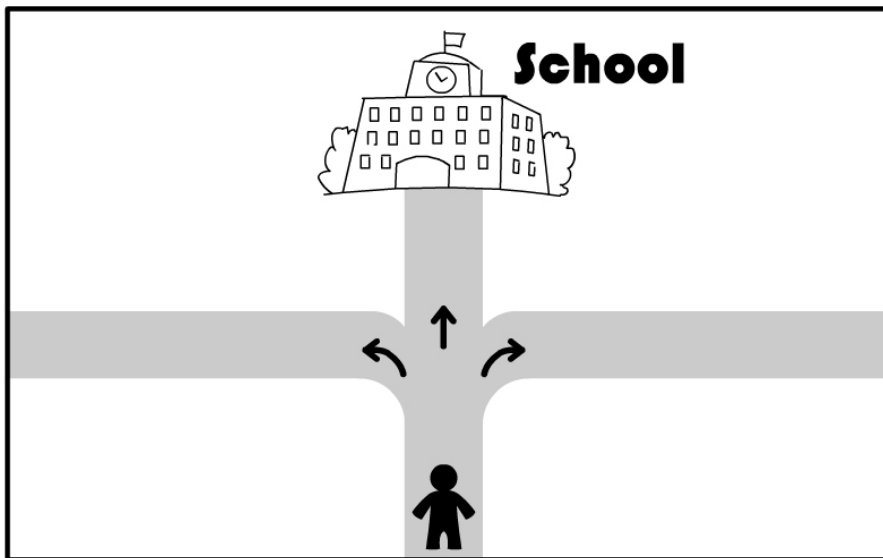
For Teacher's Use:

- Teacher: Hello, (child's name).  
Child: \_\_\_\_\_

Teacher shows child Map 1.

- Teacher: (Child's name), which is the way to school?  
Child: \_\_\_\_\_

Map 1




Part 1:

( ) / 10

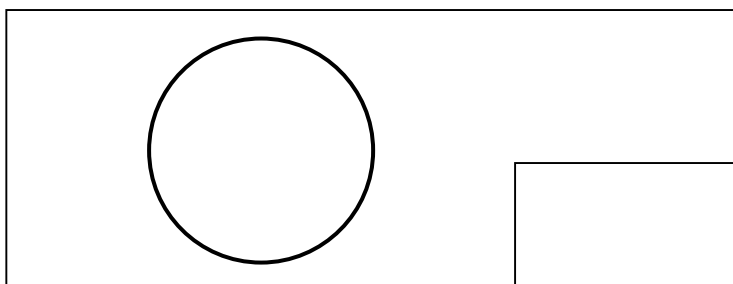
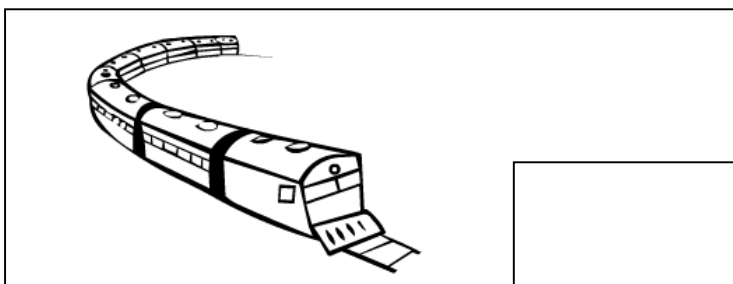


## Part 2: Listening

Listen and number the pictures in the boxes.

For Teacher's Use:



2 marks for each  
correct answer.








**Part 2:**

(       ) / 10

**Part 3: Reading**

Read the sentences with teacher.

For Teacher's Use:

1	<p>Come, little <u>ants</u>, let's play after <u>breakfast</u>.</p> 	<p>2 marks for each correct answer.</p>
2	<p>Dad's big car has <u>bright lights</u>.</p> 	
3	<p>Here's a <u>star</u>. It has <u>five points</u>.</p> 	
4	<p><u>Dogs</u> are helpful animals. They <u>guide blind people</u>.</p> 	
5	<p><u>Mr. Train</u>, which is the way to Depot Road? It's <u>across</u> the street.</p> 	<p><b>Part 3:</b> (       ) / 10</p>

**Part 4: Writing**






Fill in the blanks.

For Teacher's Use:

Helping words:

ants Dolphins horn square Truck

2 marks for each correct answer.

1	Come, little _____.	
2	Dad's big car has a loud _____.	
3	Here's a _____.	
4	_____ are helpful animals.	
5	Mr. _____, which is the way to Depot Road?	






**Part 4:**

(      ) / 10

**Part 5: Phonics (Long Vowels)**

Fill in the blanks.

For Teacher's Use:

1		<p>b _ _</p> <p>(ee ay)</p>	<p>2 marks for each correct answer.</p>
2		<p>t _ _</p> <p>(ie oe)</p>	
3		<p>r _ _ n</p> <p>(ai ie)</p>	
4		<p>T _ _ sday</p> <p>(ue ea)</p>	
5		<p>g _ _ t</p> <p>(oa ue)</p>	<p><b>Part 5:</b></p> <p>(     ) / 10</p>

**For Teacher's Use:**

Level 5 Assessment (Version 1)

**TOTAL MARKS**

**(       ) / 50**



## Level 5 Assessment (Version 2)

### Note for Teachers:

A) The child is assessed in these areas:

#### Part 1: Speaking (10 marks)

- Full marks if the child is able to respond to the teacher in English without prompting. Deduct 1 mark for every word the teacher prompts the child.
  1. Teacher: Hello, (child's name). Child: Hello, teacher.
  2. Teacher shows child Map 1.  
Teacher: (Child's name), which is the way to school?  
Child: You need to go straight.
  3. Reverse role: Teacher shows Map 2 and get child to ask the teacher for directions to the zoo by using the questioning structure (2.) as above.  
Child: Teacher, which is the way to the zoo?  
Teacher: You need to turn right.

#### Part 2: Listening (10 marks)

- Teacher says the following. Child listens and circles the correct picture.
  1. Come, little butterflies.
  2. Dad's big car has long wipers.
  3. Here's a triangle.
  4. Elephants are helpful animals.
  5. Mr. Truck, which is the way to Depot Road?

#### Part 3: Reading (10 marks)

- Teacher reads the whole sentence once. Child repeats the sentence.

#### Part 4: Writing (10 marks)

#### Part 5: Phonics – Long Vowels (10 marks)

B) The child must respond to all questions in English.

## Midisaurus English – Level 5 Assessment (Version 2)

Name: \_\_\_\_\_ Age: \_\_\_\_\_

### Part 1: Speaking

For Teacher's Use:

- Teacher: Hello, (child's name).  
Child: \_\_\_\_\_

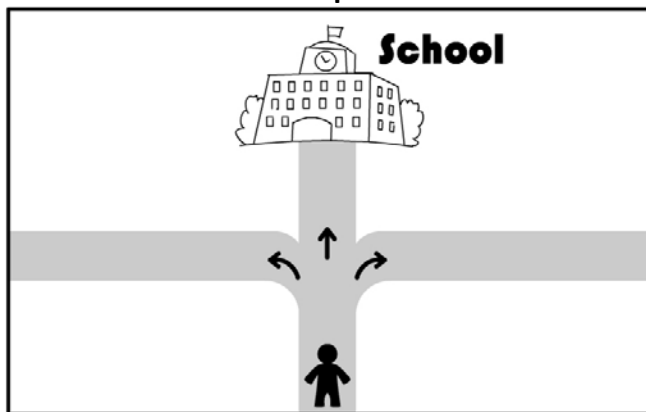
Teacher shows child Map 1.

- Teacher: (Child's name), which is the way to school?  
Child: \_\_\_\_\_

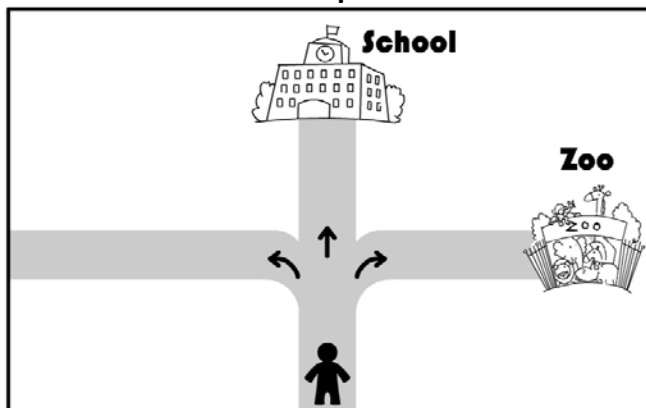
Reverse role: Teacher shows child Map 2.

- Child: \_\_\_\_\_  
Teacher: You need to turn right.

Map 1



Map2



Part 1:





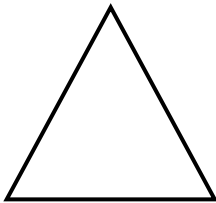





(      ) / 10



**Part 2: Listening**

Listen and circle the correct picture.






For Teacher's Use:

1	 	2 marks for each correct answer.
2	 	
3	 	
4	 	
5	 	
		<b>Part 2:</b> (       ) / 10

**Part 3: Reading**

Read the sentences with teacher.

For Teacher's Use:

1	<p>Come, little butterflies, let's play after supper.</p> 	<p>2 marks for each correct answer.</p>
2	<p>Dad's big car has a loud horn.</p> 	
3	<p>Here's a circle. It goes round and round.</p> 	
4	<p>Elephants are helpful animals. They carry heavy logs.</p> 	
5	<p>Mr. Truck, which is the way to Depot Road? You need to turn left.</p> 	<p><b>Part 3:</b> (       ) / 10</p>

**Part 4: Writing**






Fill in the blanks.

For Teacher's Use:

Helping words:

Bicycle      crickets      Monkeys  
star      wheels

2 marks for each  
correct answer.

1	Come, little _____.	
2	Dad's big car has heavy _____.	
3	Here's a _____.	
4	_____ are helpful animals.	
5	Mr. _____, which is the way to Depot Road?	






**Part 4:**

(      ) / 10

**Part 5: Phonics (Long Vowels)**

Fill in the blanks.

For Teacher's Use:

1	<p>She is a qu _ _ n.</p> <p>(ee ay)</p>		<p>2 marks for each correct answer.</p>
2	<p>Go when the traffic</p> <p>l _ _ _ t turns green.</p> <p>(igh ow)</p>		
3	<p>Jake likes to eat</p> <p>gr _ p _ s.</p> <p>(a - e i - e)</p>		
4	<p>The car is running out of</p> <p>f _ _ l.</p> <p>(ue ea)</p>		
5	<p>There are five t _ _ s</p> <p>on each foot.</p> <p>(oe ue)</p>		<p><b>Part 5:</b></p> <p>(     ) / 10</p>

**For Teacher's Use:**

Level 5 Assessment (Version 2)

**TOTAL MARKS**

**(       ) / 50**



## Level 6 Assessment (Version 1)

### Note for Teachers:

A) The child is assessed in these areas:

#### Part 1: Speaking (10 marks)

- Full marks if the child is able to respond to the teacher in English without prompting. Deduct 1 mark for every word the teacher prompts the child.
- Teacher: Hello, (child's name). Child: Hello, teacher.
- Teacher: What do you like to do in summer?

#### Part 2: Listening (10 marks)

- Teacher says the following. Child listens and numbers the pictures.
  1. Write the number 1 beside this picture: My brain makes me curl my fingers.
  2. Write the number 2 beside this picture: Would it be an igloo made of ice?
  3. Write the number 3 beside this picture: Out in the garden, grows a big tree.
  4. Write the number 4 beside this picture: The stars in space are twinkling from afar.
  5. Write the number 5 beside this picture: I saw a crab, a lobster and a penguin.

#### Part 3: Reading (10 marks)

- Teacher reads the whole sentence once. Teacher reads again and pauses at the underlined vocabulary word(s) for the child to read.

#### Part 4: Writing (10 marks)

- Child rewrites the passage, filling in the missing words.

#### Part 5: Phonics – Build a Sentence (10 marks)

- Teacher can read out the sentences to guide the child.
  1. It is my birthday.
  2. We made a cute snowman.

B) The child must respond to all questions in English.

## Midisaurus English – Level 6 Assessment (Version 1)

Name: \_\_\_\_\_ Age: \_\_\_\_\_

### Part 1: Speaking

For Teacher's Use:

- Teacher: Hello, (child's name).  
Child: \_\_\_\_\_
- Teacher: What do you like to do in summer?  
Child: \_\_\_\_\_



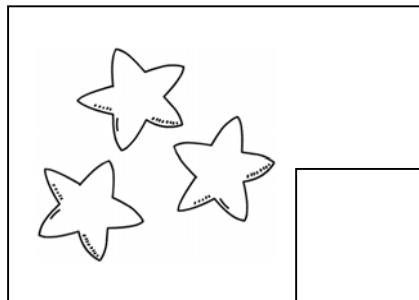
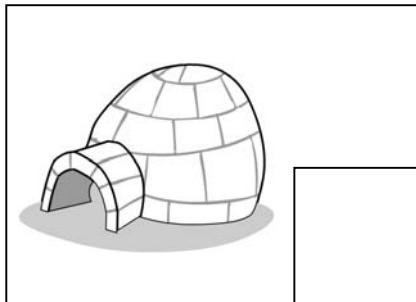

**Part 1:**

(       ) / 10

### Part 2: Listening

Listen and number the pictures in the boxes.

For Teacher's Use:



2 marks for each correct answer.






**Part 2:**

(       ) / 10

**Part 3: Reading**

Read the sentences with teacher.

For Teacher's Use:

1	<p>My brain makes me <u>curl my fingers</u>.</p> 	<p>2 marks for each correct answer.</p>
2	<p>Would it be an <u>igloo</u> made of <u>ice</u>?</p> 	
3	<p><u>In summer</u>, I like to stay there to <u>play</u> and <u>hide</u>.</p> 	
4	<p>The <u>stars</u> in space are <u>twinkling</u> from afar.</p> 	
5	<p>Five <u>humming bees</u> and a <u>noisy housefly</u>.</p> 	<p><b>Part 3:</b></p> <p>(       ) / 10</p>



**Part 4: Writing**

Rewrite the passage with the correct answers.

For Teacher's Use:

Hi, \_\_\_\_\_ am Sam. These are my friends.

\_\_\_\_\_ is Leo. \_\_\_\_\_ is Jane.

\_\_\_\_\_ are from the same school.

This is Tommy. \_\_\_\_\_ is our pet cat.

2 marks for each  
correct answer.

Helping words: He, She, I, We, It

---

---

---

---

---

---

---

---

**Part 4:**

(       ) / 10

**Part 5: Phonics (Build a Sentence)**

Rearrange the words to form a sentence. Rewrite the sentence.

For Teacher's  
Use:

1	is	my	It	birthday.		<p>5 marks for each correct answer.</p>
<hr/> <hr/>						
2	a	We	cute	snowman.	made	<p><b>Part 5:</b></p> <p>(      ) / 10</p>
<hr/> <hr/>						

**For Teacher's Use:**

Level 6 Assessment (Version 1)

**TOTAL MARKS**

**(       ) / 50**



## Level 6 Assessment (Version 2)

### Note for Teachers:

A) The child is assessed in these areas:

#### Part 1: Speaking (10 marks)

- Full marks if the child is able to respond to the teacher in English without prompting. Deduct 1 mark for every word the teacher prompts the child.
- Teacher: Hello, (child's name). Child: Hello, teacher.
- Teacher: What do you like to do in summer?
- Teacher: What do you like to do in winter?

#### Part 2: Listening (10 marks)

- Teacher says the following. Child listens and circles the correct picture.
  1. My brain makes me frown and cry.
  2. Would I want to live in a castle with a moat?
  3. In winter, Mommy tells me to put on my thickest wear.
  4. The comets in space are blazing from afar.
  5. I spy a squirrel, a goat and a cow.

#### Part 3: Reading (10 marks)

- Teacher reads the whole sentence once. Child repeats the sentence.

#### Part 4: Writing (10 marks)

- Child rewrites the passage, filling in the missing words.

#### Part 5: Phonics – Build a Sentence (10 marks)

- Teacher can read out the sentences to guide the child.
  1. It is my birthday.
  2. We made a cute snowman.
  3. There is ice in the freezer.
  4. Joe hurts his knee.
  5. The owl hoots at night.

B) The child must respond to all questions in English.

## Midisaurus English – Level 6 Assessment (Version 2)

Name: \_\_\_\_\_ Age: \_\_\_\_\_

### Part 1: Speaking

For Teacher's Use:

- Teacher: Hello, (child's name).  
Child: \_\_\_\_\_
- Teacher: What do you like to do in summer?  
Child: \_\_\_\_\_
- Teacher: What do you like to do in winter?  
Child: \_\_\_\_\_







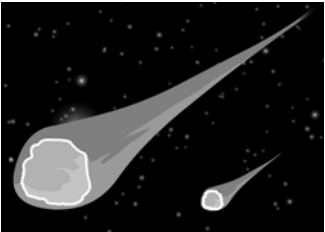



**Part 1:**

(       ) / 10

**Part 2: Listening**

Listen and circle the correct picture.






For Teacher's Use:

1	 	2 marks for each correct answer.
2	 	
3	 	
4	 	
5	 	
		<p><b>Part 2:</b></p> <p>(       ) / 10</p>

**Part 3: Reading**

Read the sentences with teacher.

For Teacher's Use:

1	My brain makes me think and feel.		2 marks for each correct answer.
2	Would I want to live in a castle with a moat?		
3	In winter, Mommy tells me to put on my thickest wear.		
4	The aliens in space are waving from afar.		
5	I spy a squirrel, a goat and a cow.		
			<p><b>Part 3:</b></p> <p>(       ) / 10</p>

**Part 4: Writing**

1. Fill in the blanks.

2. Rewrite the first paragraph.

For Teacher's Use:

Hi, \_\_\_\_\_ (I, he) am Sam. These are my friends.

\_\_\_\_\_ (He, She) is Leo. \_\_\_\_\_ (He, She) is Jane.

\_\_\_\_\_ (We, He) are from the same school.

This is Tommy. \_\_\_\_\_ (It, I) is our pet cat.

Leo, Jane and I love to play \_\_\_\_\_ (in, out) the garden. We love to play hide and seek \_\_\_\_\_ (down, under) the tree. Tommy likes to climb \_\_\_\_\_ (up, out) the tree.

1 mark for each correct answer.

2 marks for good handwriting.

**Part 4:**

(       ) / 10



**Part 5: Phonics (Build a Sentence)**

Rearrange the words to form a sentence. Rewrite the sentence.

For Teacher's Use:

1	is	my	It	birthday.			2 marks for each correct answer.
<hr/> <hr/>							
2	a	We	cute	snowman.	made		
<hr/> <hr/>							
3	ice	freezer.	in	There	the	is	
<hr/> <hr/>							

4	hurts	his	knee.	Joe		
<hr/> <hr/>						
5	owl	The	night.	hoots		<b>Part 5:</b> <b>(       ) / 10</b>
<hr/> <hr/>						

**For Teacher's Use:**

<p>Level 6 Assessment (Version 2)</p>	<p><b>TOTAL MARKS</b></p> <p><b>(       ) / 50</b></p>
---------------------------------------	--