




Monthly Plan



Theme	Halloween
Book	  
Key Words	monster, ghost, witch, bat, cat, Halloween
Main Activities	<Game> Find and Trick-or-Treat
	<Craft> Monster Puppets





Lesson Week	Lesson 1	Lesson 2
1st Week	Song 1 – Introduction to the Story <ul style="list-style-type: none"> Learn the Halloween words Learn the song <i>Time to Go Trick-or-Treating</i> Learn the story words (Halloween) 	Song 1 – Sing and Dance <ul style="list-style-type: none"> Review the song <i>Time to Go Trick-or-Treating</i> Listen to the story <i>Time to Go Trick-or-Treating</i> Learn the dance movements of the song
2nd Week	Song 1 – Play the Game <ul style="list-style-type: none"> Review the song and story <i>Time to Go Trick-or-Treating</i> Sing the <i>Sing & Play Time</i> song Play the song game – Find and Trick-or-Treat 	Song 2 – Introduction to the Story <ul style="list-style-type: none"> Learn the Halloween words Learn the song <i>Creeping, Creeping</i> Learn the story words (monster, ghost, witch, bat, cat)
3rd Week	Song 2 – Sing and Dance <ul style="list-style-type: none"> Review the song <i>Creeping, Creeping</i> Listen to the story <i>Creeping, Creeping</i> Learn the dance movements of the song 	Song 2 – Make the Craft <ul style="list-style-type: none"> Review the song and story <i>Creeping, Creeping</i> Sing the <i>Sing & Play Time</i> song. Make the song craft – Monster Puppets
4th Week	Song 3 – Halloween Song <ul style="list-style-type: none"> Learn the <i>Halloween Song</i> Review the Halloween words Review song and story <i>Time to Go Trick-or-Treating</i> 	Song 4 – Spooky Loo <ul style="list-style-type: none"> Learn the song <i>Spooky Loo</i> Review the Halloween words Review song and story <i>Creeping, Creeping</i>



Lesson Plan



Week 1 – 1	Song 1 – Introduction to the Story	Theme	Halloween
Objectives	<ul style="list-style-type: none"> Learn the Halloween words Learn the song <i>Time to Go Trick-or-Treating</i> Learn the story words (Halloween) 		
Materials	Student Book, Activity Book, Digital CD		




Teaching Process		Note
Warm Up (5 mins.)	<p><Greeting></p> <ul style="list-style-type: none"> Greet the class and begin with the <i>Title Song</i>. <p>T: Hello everyone. Welcome to Ready, Set, Sing! class. Let's sing and dance <i>Ready, Set, Sing!</i> song together.</p> <ul style="list-style-type: none"> Wave and sing the <i>Hello Song</i>. Ask about the weather and sing the <i>Weather Song</i>. 	<p>Audio Track 02 Digital CD: Dance (Title)</p>  <p>Audio Track 03-04</p>
Main Activity (20 mins.)	<p><Book Cover Talk – <i>Time to Go Trick-or-Treating</i>></p> <ul style="list-style-type: none"> Show the cover of the book and discuss it with the class. Tell the class that the song is about Halloween . Encourage the class to repeat the words after you. <p>T: Let's look at the cover. There are children in Halloween costumes. What are their costumes? (witch, mummy, vampire, ghost)</p> <p>T: Let's count the ghosts at the back. 1, 2, 3, 4! There are 4 ghosts!</p> <p>T: The title of this story is "Time to Go Trick-or-Treating."</p>	<p>Student Book</p> 
	<p><Picture Walking – <i>Time to Go Trick-or-Treating</i>></p> <ul style="list-style-type: none"> Turn to story page (p.2-13). Talk about the picture with the class. <p>T: Look at this picture. What is the boy doing? What do you think his costume is? The mummy boy looks angry. Let's make an angry face! Which one do you think is Frankie's house? Let's trick-or-treat together!</p>	
	<p><Sing the Song – <i>Time to Go Trick-or-Treating</i>></p> <ul style="list-style-type: none"> Listen to the song 1 and learn the song together. Play the song animation video in the Digital CD. Sing the song in a loud voice. 	<p>Audio Track 06 Digital CD: Song Animation</p> 
	<p><Activity Book p.17></p> <ul style="list-style-type: none"> Trace the words! (Halloween) 	
Wrap Up (5 mins.)	<p><Review></p> <ul style="list-style-type: none"> Practice the Halloween words. <p><The End></p> <ul style="list-style-type: none"> Tidy up the classroom and sing the <i>Clean Up Song</i> together. Wave and sing the <i>Good-bye Song</i> to say good-bye. 	<p>Audio Track 17-18</p>



Lesson Plan



Week 1 – 2	Song 1 – Sing and Dance	Theme	Halloween
Objectives	<ul style="list-style-type: none"> Review the song <i>Time to Go Trick-or-Treating</i> Listen to the story <i>Time to Go Trick-or-Treating</i> Learn the dance movements of the song 		
Materials	Student Book, Activity Book, Digital CD, Colored paper		



Teaching Process		Note
Warm Up (5 mins.)	<p><Greeting></p> <ul style="list-style-type: none"> Greet the class and begin with the <i>Title Song</i>. <p>T: Hello everyone. Welcome to Ready, Set, Sing! class. Let's sing and dance <i>Ready, Set, Sing!</i> song together.</p> <ul style="list-style-type: none"> Wave and sing the <i>Hello Song</i>. Ask about the weather and sing the <i>Weather Song</i>. 	<p>Audio Track 02 Digital CD: Dance (Title)</p> <p>Audio Track 03-04</p>
Main Activity (20 mins.)	<p><Listen to the Story – <i>Time to Go Trick-or-Treating</i>></p> <ul style="list-style-type: none"> Listen to the story book. Point to the pictures while listening to the story. Play the story animation video in the Digital CD. <p>T: Do you remember the song we learned last time? Let's listen to the story.</p>	<p>Audio Track 05 Digital CD: Story Animation</p> 
	<p><Review the Song – <i>Time to Go Trick-or-Treating</i>></p> <ul style="list-style-type: none"> Review the song from the previous lesson. Listen to the song 1 and sing the song together. Sing the song in a loud voice. 	<p>Audio Track 06-07</p>
	<p><Dance to the Song – <i>Time to Go Trick-or-Treating</i>></p> <ul style="list-style-type: none"> Play the story dance video in the Digital CD. Watch the video first. Go over the dance actions one by one with the class. <p>T: Let's learn the dance movements to the song.</p>	<p>Digital CD: Dance (Story Song)</p> 
	<p><Activity Book p.24></p> <ul style="list-style-type: none"> Let's make a bat! 	
Wrap Up (5 mins.)	<p><Review></p> <ul style="list-style-type: none"> Practice the Halloween words. <p><The End></p> <ul style="list-style-type: none"> Tidy up the classroom and sing the <i>Clean Up Song</i> together. Wave and sing the <i>Good-bye Song</i> to say good-bye. 	<p>Audio Track 17-18</p>



Lesson Plan



Week 2 – 1	Song 1 – Play the Game	Theme	Halloween
Objectives	<ul style="list-style-type: none">Review the song and story <i>Time to Go Trick-or-Treating</i>Sing the <i>Sing & Play Time</i> songPlay the song game – Find and Trick-or-Treat		
Materials	Student Book, Activity Book, Digital CD		




Teaching Process		Note
Warm Up (5 mins.)	<p><Greeting></p> <ul style="list-style-type: none">Greet the class and begin with the <i>Title Song</i>. <p>T: Hello everyone. Welcome to Ready, Set, Sing! class. Let's sing and dance <i>Ready, Set, Sing!</i> song together.</p> <ul style="list-style-type: none">Wave and sing the <i>Hello Song</i>.Ask about the weather and sing the <i>Weather Song</i>.	Audio Track 02 Digital CD: Dance (Title) Audio Track 03-04
Main Activity (20 mins.)	<p><Sing & Play Time – <i>Time to Go Trick-or-Treating</i>></p> <ul style="list-style-type: none">Listen to the narration of the activity.Turn to Student Book p.14-15.Let's mimic and sing like Halloween characters! <p>T: Can you sing like a monster? Let's mimic and sing like a monster! This time, let's sing like a witch!</p>	Audio Track 08 Online Materials: Script 
	<p><Play the Game – Find and Trick-or-Treat></p> <ul style="list-style-type: none">Turn to Activity Book p.2-3.Go over the Game Actions with the students: pass, hide, shoutPractice the actions before playing the game. <ul style="list-style-type: none">Turn to Activity Book p.4-5.Go over the steps of the game with the class.Play the game while singing the song <i>Time to Go Trick-or-Treating</i>.	
	<p><Activity Book p.6-7></p> <ul style="list-style-type: none">Match the pictures!Find the pictures!	
Wrap Up (5 mins.)	<p><Review></p> <ul style="list-style-type: none">Practice the Halloween words. <p><The End></p> <ul style="list-style-type: none">Tidy up the classroom and sing the <i>Clean Up Song</i> together.Wave and sing the <i>Good-bye Song</i> to say good-bye.	Audio Track 17-18



Lesson Plan



Week 2 – 2	Song 2 – Introduction to the Story	Theme	Halloween
Objectives	<ul style="list-style-type: none"> Learn the Halloween words Learn the song <i>Creeping, Creeping</i> Learn the story words (monster, ghost, witch, bat, cat) 		
Materials	Student Book, Activity Book, Digital CD		




Teaching Process		Note
Warm Up (5 mins.)	<p><Greeting></p> <ul style="list-style-type: none"> Greet the class and begin with the <i>Title Song</i>. <p>T: Hello everyone. Welcome to Ready, Set, Sing! class. Let's sing and dance <i>Ready, Set, Sing!</i> song together.</p> <ul style="list-style-type: none"> Wave and sing the <i>Hello Song</i>. Ask about the weather and sing the <i>Weather Song</i>. 	<p>Audio Track 02 Digital CD: Dance (Title)</p> <p>Audio Track 03-04</p>
Main Activity (20 mins.)	<p><Book Cover Talk – <i>Creeping, Creeping</i>></p> <ul style="list-style-type: none"> Show the cover of the book and discuss it with the class. Tell the class that the song is about a haunted house. Encourage the class to repeat the words after you. <p>T: Let's look at the cover. I see monsters! Who do you see? (monster, ghost, bats, cats, witch)</p> <p>T: The title of this story is "Creeping, Creeping"</p> <p><Picture Walking – <i>Creeping, Creeping</i>></p> <ul style="list-style-type: none"> Turn to story page (p.2-11). Talk about the picture with the class. <p>T: Look at this picture. Who's room is this? The girl looks very scared. Where is the witch?</p> <p><Sing the Song – <i>Creeping, Creeping</i>></p> <ul style="list-style-type: none"> Listen to the song 2 and learn the song together. Play the song animation video in the Digital CD. Sing the song in a loud voice. <p><Activity Book p.17></p> <ul style="list-style-type: none"> Trace the words! (monster, ghost, witch, bat, cat) 	<p>Student Book</p>  <p>Audio Track 10 Digital CD: Song Animation</p> 
Wrap Up (5 mins.)	<p><Review></p> <ul style="list-style-type: none"> Practice the Halloween words. <p><The End></p> <ul style="list-style-type: none"> Tidy up the classroom and sing the <i>Clean Up Song</i> together. Wave and sing the <i>Good-bye Song</i> to say good-bye. 	 <p>Audio Track 17-18</p>



Lesson Plan



Week 3 – 1	Song 2 – Sing and Dance	Theme	Halloween
Objectives	<ul style="list-style-type: none">▪ Review the song <i>Creeping, Creeping</i>▪ Listen to the story <i>Creeping, Creeping</i>▪ Learn the dance movements of the song		
Materials	Student Book, Activity Book, Digital CD, Flash cards, Toy hammer		



Teaching Process		Note
Warm Up (5 mins.)	<p><Greeting></p> <ul style="list-style-type: none">▪ Greet the class and begin with the <i>Title Song</i>. <p>T: Hello everyone. Welcome to Ready, Set, Sing! class. Let's sing and dance <i>Ready, Set, Sing!</i> song together.</p> <ul style="list-style-type: none">▪ Wave and sing the <i>Hello Song</i>.▪ Ask about the weather and sing the <i>Weather Song</i>.	Audio Track 02 Digital CD: Dance (Title) Audio Track 03-04
Main Activity (20 mins.)	<p><Listen to the Story – <i>Creeping, Creeping</i>></p> <ul style="list-style-type: none">▪ Listen to the story book.▪ Point to the pictures while listening to the story.▪ Play the story animation video in the Digital CD. <p>T: Do you remember the song we learned last time? Let's listen to the story.</p>	Audio Track 09 Digital CD: Story Animation 
	<p><Review the Song – <i>Creeping, Creeping</i>></p> <ul style="list-style-type: none">▪ Review the song from the previous lesson.▪ Listen to the song 2 and sing the song together.▪ Sing the song in a loud voice.	Audio Track 10-11
	<p><Dance to the Song – <i>Creeping, Creeping</i>></p> <ul style="list-style-type: none">▪ Play the story dance video in the Digital CD. Watch the video first.▪ Go over the dance actions one by one with the class. <p>T: Let's learn the dance movements to the song.</p>	Digital CD: Dance (Story Song) 
	<p><Play the Game - Word Smash></p> <ul style="list-style-type: none">▪ Prepare the flash cards▪ Using the cards, review the words with the class.▪ Spread out the cards on the floor.▪ Teacher calls out a Halloween word on the card.▪ Child hits the correct Halloween card with the toy hammer.	Online Materials: Flash Cards Toy Hammer 
Wrap Up (5 mins.)	<p><Review></p> <ul style="list-style-type: none">▪ Practice the Halloween words. <p><The End></p> <ul style="list-style-type: none">▪ Tidy up the classroom and sing the <i>Clean Up Song</i> together.▪ Wave and sing the <i>Good-bye Song</i> to say good-bye.	Audio Track 17-18



Lesson Plan



Week 3 – 2	Song 2 – Make the Craft	Theme	Halloween
Objectives	<ul style="list-style-type: none"> Review the song and story <i>Creeping, Creeping</i> Sing the <i>Sing & Play Time</i> song. Make the song craft – Monster Puppets 		
Materials	Student Book, Activity Book, Digital CD, Craft Materials		



Teaching Process		Note
Warm Up (5 mins.)	<p><Greeting></p> <ul style="list-style-type: none"> Greet the class and begin with the <i>Title Song</i>. <p>T: Hello everyone. Welcome to Ready, Set, Sing! class. Let's sing and dance <i>Ready, Set, Sing!</i> song together.</p> <ul style="list-style-type: none"> Wave and sing the <i>Hello Song</i>. Ask about the weather and sing the <i>Weather Song</i>. 	<p>Audio Track 02 Digital CD: Dance (Title)</p> <p>Audio Track 03-04</p>
Main Activity (20 mins.)	<p><Make the Craft – Monster Puppets></p> <ul style="list-style-type: none"> Turn to Activity Book p.8-9. Go over the Craft Materials with the students: 2 paper bags, stickers, colored papers, glue Prepare the materials before starting. <ul style="list-style-type: none"> Turn to Activity Book p.10-11. Go over the steps of the project with the class. Make the craft. 	<p>Audio Track 12 Online Materials: Script</p>  
	<p><Sing & Play Time – <i>Creeping, Creeping</i>></p> <ul style="list-style-type: none"> Listen to the narration of the activity. Turn to Student Book p.12-13. Sing the song walking like a monster around the classroom. <p>T: We are going to sing the song walking like a monster around the classroom. When the song is over, make a scary sound “Boo!” or “Ooooooh!” and scare your friends. Let's sing like a monster in a brave voice. Let's sing like a monster in a soft and tiny voice.</p>	
	<p><Activity Book p.12-13></p> <ul style="list-style-type: none"> Circle what you need! What comes next? 	
Wrap Up (5 mins.)	<p><Review></p> <ul style="list-style-type: none"> Practice the Halloween words. <p><The End></p> <ul style="list-style-type: none"> Tidy up the classroom and sing the <i>Clean Up Song</i> together. Wave and sing the <i>Good-bye Song</i> to say good-bye. 	Audio Track 17-18



Lesson Plan



Week 4 – 1	Song 3 – <i>Halloween Song</i>	Theme	Halloween
Objectives	<ul style="list-style-type: none">▪ Learn the <i>Halloween Song</i>▪ Review the Halloween words▪ Review song and story <i>Time to Go Trick-or-Treating</i>		
Materials	Student Book, Activity Book, Digital CD, Dice		



Teaching Process		Note
Warm Up (5 mins.)	<p><Greeting></p> <ul style="list-style-type: none">▪ Greet the class and begin with the <i>Title Song</i>. <p>T: Hello everyone. Welcome to Ready, Set, Sing! class. Let's sing and dance <i>Ready, Set, Sing!</i> song together.</p> <ul style="list-style-type: none">▪ Wave and sing the <i>Hello Song</i>.▪ Ask about the weather and sing the <i>Weather Song</i>.	Audio Track 02 Digital CD: Dance (Title) Audio Track 03-04
Main Activity (20 mins.)	<p><Review – <i>Time to Go Trick-or-Treating</i>></p> <ul style="list-style-type: none">▪ Listen to the story book.▪ Listen to the song 1 and sing the song together.▪ Play the song & story animation video in the Digital CD.▪ Play the story dance video and dance together.	Audio Track 05-08
	<p><Learn the Song – <i>Halloween Song</i>></p> <ul style="list-style-type: none">▪ Review the Halloween words.▪ Listen to the <i>Halloween Song</i> and sing the song together.▪ Point to the Halloween pictures in the book. <p>▪ Turn to Activity Book p.14-15</p> <p>▪ Sing and stick!</p>	Audio Track 13-14 
	<p><Play the Game – Halloween Board Game></p> <ul style="list-style-type: none">▪ Turn to Activity Book p.18-19▪ Take turns rolling the dice.▪ Move along the game board according to the number on the dice.▪ Ask the child who rolled the dice to say the Halloween words on the space he/she landed. <p>T: What is it? C: It's a cat!</p> <p>** Review the words with flash cards before playing the game.</p>	
Wrap Up (5 mins.)	<p><Review></p> <ul style="list-style-type: none">▪ Practice the Halloween words. <p><The End></p> <ul style="list-style-type: none">▪ Tidy up the classroom and sing the <i>Clean Up Song</i> together.▪ Wave and sing the <i>Good-bye Song</i> to say good-bye.	Audio Track 17-18



Lesson Plan



Week 4 – 2	Song 4 – <i>Spooky Loo</i>	Theme	Halloween
Objectives	<ul style="list-style-type: none"> ▪ Learn the song <i>Spooky Loo</i> ▪ Review the Halloween words ▪ Review song and story <i>Creeping, Creeping</i> 		
Materials	Student Book, Activity Book, Digital CD		

Teaching Process		Note
Warm Up (5 mins.)	<p><Greeting></p> <ul style="list-style-type: none"> ▪ Greet the class and begin with the <i>Title Song</i>. <p>T: Hello everyone. Welcome to Ready, Set, Sing! class. Let's sing and dance <i>Ready, Set, Sing!</i> song together.</p> <ul style="list-style-type: none"> ▪ Wave and sing the <i>Hello Song</i>. ▪ Ask about the weather and sing the <i>Weather Song</i>. 	<p>Audio Track 02 Digital CD: Dance (Title)</p> <p>Audio Track 03-04</p>
Main Activity (20 mins.)	<p><Review – <i>Creeping, Creeping</i>></p> <ul style="list-style-type: none"> ▪ Listen to the story book. ▪ Listen to the song 2 and sing the song together. ▪ Play the song & story animation video in the Digital CD. ▪ Play the story dance video and dance together. 	<p>Audio Track 09-12</p>
	<p><Learn the Song – <i>Spooky Loo</i>></p> <ul style="list-style-type: none"> ▪ Review the Halloween words. ▪ Listen to the <i>Spooky Loo</i> and sing the song together. ▪ Sing in a loud voice. <ul style="list-style-type: none"> ▪ Turn to Activity Book p.20-21 ▪ Sing and color! 	<p>Audio Track 15-16</p> 
	<p><Activity Book p.22-23></p> <ul style="list-style-type: none"> ▪ Draw the missing shapes. ▪ Connect the dots! 	
Wrap Up (5 mins.)	<p><Review></p> <ul style="list-style-type: none"> ▪ Practice the Halloween words. <p><The End></p> <ul style="list-style-type: none"> ▪ Tidy up the classroom and sing the <i>Clean Up Song</i> together. ▪ Wave and sing the <i>Good-bye Song</i> to say good-bye. 	<p>Audio Track 17-18</p>