






Monthly Plan



Theme	Health
Book	  
Key Words	wash our face, comb our hair, brush our teeth, put on our clothes
Main Activities	<p><Game> Mirror Game</p> <p><Craft> Humpty Dumpty</p>

Lesson	Lesson 1	Lesson 2
Week		
1st Week	<p>Song 1 – Introduction to the Story</p> <ul style="list-style-type: none"> Learn the health words Learn the song <i>Here We Go Round the Mulberry Bush</i> Learn the story words (wash our face, comb our hair, brush our teeth, put on our clothes) 	<p>Song 1 – Sing and Dance</p> <ul style="list-style-type: none"> Review the song <i>Here We Go Round the Mulberry Bush</i> Listen to the story <i>Here We Go Round the Mulberry Bush</i> Learn the dance movements of the song
2nd Week	<p>Song 1 – Play the Game</p> <ul style="list-style-type: none"> Review the song and story <i>Here We Go Round the Mulberry Bush</i> Sing the <i>Sing & Play Time</i> song Play the song game – Mirror Game 	<p>Song 2 – Introduction to the Story</p> <ul style="list-style-type: none"> Learn the health words Learn the song <i>Humpty Dumpty</i>
3rd Week	<p>Song 2 – Sing and Dance</p> <ul style="list-style-type: none"> Review the song <i>Humpty Dumpty</i> Listen to the story <i>Humpty Dumpty</i> Learn the dance movements of the song 	<p>Song 2 – Make the Craft</p> <ul style="list-style-type: none"> Review the song and story <i>Humpty Dumpty</i> Sing the <i>Sing & Play Time</i> song. Make the song craft – Humpty Dumpty
4th Week	<p>Song 3 – Health Song</p> <ul style="list-style-type: none"> Learn the <i>Health Song</i> Review health words Review the song and story <i>Here We Go Round the Mulberry Bush</i> 	<p>Song 4 – The Splashing in the Bath</p> <ul style="list-style-type: none"> Learn the song <i>The Splashing in the Bath</i> Review health words Review the song and story <i>Humpty Dumpty</i>







Lesson Plan



Week 1 – 1	Song 1 – Introduction to the Story	Theme	Health
Objectives	<ul style="list-style-type: none"> Learn the health words Learn the song <i>Here We Go Round the Mulberry Bush</i> Learn the story words (wash our face, comb our hair, brush our teeth, put on our clothes) 		
Materials	Student Book, Activity Book, Digital CD		

Teaching Process	Note
------------------	------



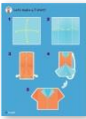
Warm Up (5 mins.)	<p><Greeting></p> <ul style="list-style-type: none"> Greet the class and begin with the <i>Title Song</i>. <p>T: Hello everyone. Welcome to Ready, Set, Sing! class. Let's sing and dance <i>Ready, Set, Sing!</i> song together.</p> <ul style="list-style-type: none"> Wave and sing the <i>Hello Song</i>. Ask about the weather and sing the <i>Weather Song</i>. 	<p>Audio Track 02 Digital CD: Dance (Title)</p>  <p>Audio Track 03-04</p>
Main Activity (20 mins.)	<p><Book Cover Talk – <i>Here We Go Round the Mulberry Bush</i>></p> <ul style="list-style-type: none"> Show the cover of the book and discuss it with the class. Tell the class that the song is about healthy morning routines. Encourage the class to repeat the words after you. <p>T: Let's look at the cover. How many children do you see? Let's count them together. How many teachers do you see?</p> <p>T: I see a big tree. This tree is called Mulberry Bush!</p> <p>T: The title of this story is "Here We Go Round the Mulberry Bush".</p>	<p>Student Book</p> 
	<p><Picture Walking – <i>Here We Go Round the Mulberry Bush</i>></p> <ul style="list-style-type: none"> Turn to story page (p.2-13). Talk about the picture with the class. <p>T: Look at this picture. What are they doing? They are washing their faces. Can you show me how you wash your face? Let's brush our teeth together!</p>	
	<p><Sing the Song – <i>Here We Go Round the Mulberry Bush</i>></p> <ul style="list-style-type: none"> Listen to the song 1 and learn the song together. Play the song animation video in the Digital CD. Sing the song in a loud voice. 	<p>Audio Track 06 Digital CD: Song Animation</p> 
	<p><Activity Book p.16-17></p> <ul style="list-style-type: none"> Trace the words! (wash our face, comb our hair, brush our teeth, put on our clothes) 	
Wrap Up (5 mins.)	<p><Review></p> <ul style="list-style-type: none"> Practice the health words. <p><The End></p> <ul style="list-style-type: none"> Tidy up the classroom and sing the <i>Clean Up Song</i> together. Wave and sing the <i>Good-bye Song</i> to say good-bye. 	<p>Audio Track 17-18</p>



Lesson Plan



Week 1 – 2	Song 1 – Sing and Dance	Theme	Health
Objectives	<ul style="list-style-type: none"> Review the song <i>Here We Go Round the Mulberry Bush</i> Listen to the story <i>Here We Go Round the Mulberry Bush</i> Learn the dance movements of the song 		
Materials	Student Book, Activity Book, Digital CD, Colored paper		



Teaching Process		Note
Warm Up (5 mins.)	<p><Greeting></p> <ul style="list-style-type: none"> Greet the class and begin with the <i>Title Song</i>. <p>T: Hello everyone. Welcome to Ready, Set, Sing! class. Let's sing and dance <i>Ready, Set, Sing!</i> song together.</p> <ul style="list-style-type: none"> Wave and sing the <i>Hello Song</i>. Ask about the weather and sing the <i>Weather Song</i>. 	<p>Audio Track 02 Digital CD: Dance (Title)</p> <p>Audio Track 03-04</p>
Main Activity (20 mins.)	<p><Listen to the Story – <i>Here We Go Round the Mulberry Bush</i>></p> <ul style="list-style-type: none"> Listen to the story book. Point to the pictures while listening to the story. Play the story animation video in the Digital CD. <p>T: Do you remember the song we learned last time? Let's listen to the story.</p>	<p>Audio Track 05 Digital CD: Story Animation</p> 
	<p><Review the Song – <i>Here We Go Round the Mulberry Bush</i>></p> <ul style="list-style-type: none"> Review the song from the previous lesson. Listen to the song 1 and sing the song together. Sing the song in a loud voice. 	<p>Audio Track 06-07</p>
	<p><Dance to the Song – <i>Here We Go Round the Mulberry Bush</i>></p> <ul style="list-style-type: none"> Play the story dance video in the Digital CD. Watch the video first. Go over the dance actions one by one with the class. <p>T: Let's learn the dance movements to the song.</p>	<p>Digital CD: Dance (Story Song)</p> 
	<p><Activity Book p.24></p> <ul style="list-style-type: none"> Let's make a T-shirt! 	
Wrap Up (5 mins.)	<p><Review></p> <ul style="list-style-type: none"> Practice the health words. <p><The End></p> <ul style="list-style-type: none"> Tidy up the classroom and sing the <i>Clean Up Song</i> together. Wave and sing the <i>Good-bye Song</i> to say good-bye. 	<p>Audio Track 17-18</p>



Lesson Plan



Week 2 – 1	Song 1 – Play the Game	Theme	Health
Objectives	<ul style="list-style-type: none"> Review the song and story <i>Here We Go Round the Mulberry Bush</i> Sing the <i>Sing & Play Time</i> song Play the song game – Mirror Game 		
Materials	Student Book, Activity Book, Digital CD		



Teaching Process		Note
Warm Up (5 mins.)	<p><Greeting></p> <ul style="list-style-type: none"> Greet the class and begin with the <i>Title Song</i>. <p>T: Hello everyone. Welcome to Ready, Set, Sing! class. Let's sing and dance <i>Ready, Set, Sing!</i> song together.</p> <ul style="list-style-type: none"> Wave and sing the <i>Hello Song</i>. Ask about the weather and sing the <i>Weather Song</i>. 	<p>Audio Track 02 Digital CD: Dance (Title)</p> <p>Audio Track 03-04</p>
Main Activity (20 mins.)	<p><Sing & Play Time – <i>Here We Go Round the Mulberry Bush</i>></p> <ul style="list-style-type: none"> Listen to the narration of the activity. Turn to Student Book p.14-15. Let's sing in less volume. <p>T: We're going to sing the song using different words. Let's sing the song using "lalala". Can you sing the song with "/s/ /s/ /s/". Let's sing the song using "hahaha".</p>	<p>Audio Track 08 Online Materials: Script</p> 
	<p><Play the Game – Mirror Game></p> <ul style="list-style-type: none"> Turn to Activity Book p.2-3. Go over the Game Actions with the students: stand, copy, pick Practice the actions before playing the game. Turn to Activity Book p.4-5. Go over the steps of the game with the class. Play the game while singing the song <i>Here We Go Round the Mulberry Bush</i>. 	
	<p><Activity Book p.6-7></p> <ul style="list-style-type: none"> Match the pictures! Find 3 differences! 	
Wrap Up (5 mins.)	<p><Review></p> <ul style="list-style-type: none"> Practice the health words. <p><The End></p> <ul style="list-style-type: none"> Tidy up the classroom and sing the <i>Clean Up Song</i> together. Wave and sing the <i>Good-bye Song</i> to say good-bye. 	<p>Audio Track 17-18</p>



Lesson Plan



Week 2 – 2	Song 2 – Introduction to the Story	Theme	Health
Objectives	<ul style="list-style-type: none"> Learn the health words Learn the song <i>Humpty Dumpty</i> 		
Materials	Student Book, Activity Book, Digital CD		




Teaching Process		Note
Warm Up (5 mins.)	<p><Greeting></p> <ul style="list-style-type: none"> Greet the class and begin with the <i>Title Song</i>. <p>T: Hello everyone. Welcome to Ready, Set, Sing! class. Let’s sing and dance <i>Ready, Set, Sing!</i> song together.</p> <ul style="list-style-type: none"> Wave and sing the <i>Hello Song</i>. Ask about the weather and sing the <i>Weather Song</i>. 	<p>Audio Track 02 Digital CD: Dance (Title)</p> <p>Audio Track 03-04</p>
Main Activity (20 mins.)	<p><Book Cover Talk – <i>Humpty Dumpty</i>></p> <ul style="list-style-type: none"> Show the cover of the book and discuss it with the class. Tell the class that the song is about Humpty Dumpty. Encourage the class to repeat the words after you. <p>T: Let’s look at the cover. Where is Humpty Dumpty? Humpty Dumpty is an egg.</p> <p>T: It looks like they are playing a game. Who is the winner?</p> <p>T: The title of this story is “Humpty Dumpty”.</p>	<p>Student Book</p> 
	<p><Picture Walking – <i>Humpty Dumpty</i>></p> <ul style="list-style-type: none"> Turn to story page (p.2-11). Talk about the picture with the class. <p>T: Look at this picture. Oh no! Humpty Dumpty is falling! Humpty Dumpty broke his shell. How would you fix it for him? What is Humpty Dumpty doing?</p>	
	<p><Sing the Song – <i>Humpty Dumpty</i>></p> <ul style="list-style-type: none"> Listen to the song 2 and learn the song together. Play the song animation video in the Digital CD. Sing the song in a loud voice. 	<p>Audio Track 10 Digital CD: Song Animation</p> 
Wrap Up (5 mins.)	<p><Review></p> <ul style="list-style-type: none"> Practice the health words. <p><The End></p> <ul style="list-style-type: none"> Tidy up the classroom and sing the <i>Clean Up Song</i> together. Wave and sing the <i>Good-bye Song</i> to say good-bye. 	<p>Audio Track 17-18</p>



Lesson Plan



Week 3 – 1	Song 2 – Sing and Dance	Theme	Health
Objectives	<ul style="list-style-type: none"> Review the song <i>Humpty Dumpty</i> Listen to the story <i>Humpty Dumpty</i> Learn the dance movements of the song 		
Materials	Student Book, Activity Book, Digital CD, Flash cards, Toy hammer		


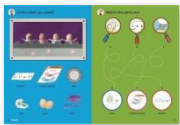
Teaching Process		Note
Warm Up (5 mins.)	<p><Greeting></p> <ul style="list-style-type: none"> Greet the class and begin with the <i>Title Song</i>. <p>T: Hello everyone. Welcome to Ready, Set, Sing! class. Let's sing and dance <i>Ready, Set, Sing!</i> song together.</p> <ul style="list-style-type: none"> Wave and sing the <i>Hello Song</i>. Ask about the weather and sing the <i>Weather Song</i>. 	<p>Audio Track 02 Digital CD: Dance (Title)</p> <p>Audio Track 03-04</p>
	<p><Listen to the Story – <i>Humpty Dumpty</i>></p> <ul style="list-style-type: none"> Listen to the story book. Point to the pictures while listening to the story. Play the story animation video in the Digital CD. <p>T: Do you remember the song we learned last time? Let's listen to the story.</p>	<p>Audio Track 09 Digital CD: Story Animation</p> 
Main Activity (20 mins.)	<p><Review the Song – <i>Humpty Dumpty</i>></p> <ul style="list-style-type: none"> Review the song from the previous lesson. Listen to the song 2 and sing the song together. Sing the song in a loud voice. 	<p>Audio Track 10-11</p>
	<p><Dance to the Song – <i>Humpty Dumpty</i>></p> <ul style="list-style-type: none"> Play the story dance video in the Digital CD. Watch the video first. Go over the dance actions one by one with the class. <p>T: Let's learn the dance movements to the song.</p>	<p>Digital CD: Dance (Story Song)</p> 
	<p><Play the Game - Word Smash></p> <ul style="list-style-type: none"> Prepare the flash cards Using the cards, review the words with the class. Spread out the cards on the floor. Teacher calls out a healthy habit on the card. Child hits the correct health card with the toy hammer. 	<p>Online Materials: Flash Cards</p> <p>Toy Hammer </p>
Wrap Up (5 mins.)	<p><Review></p> <ul style="list-style-type: none"> Practice the health words. <p><The End></p> <ul style="list-style-type: none"> Tidy up the classroom and sing the <i>Clean Up Song</i> together. Wave and sing the <i>Good-bye Song</i> to say good-bye. 	<p>Audio Track 17-18</p>



Lesson Plan



Week 3 – 2	Song 2 – Make the Craft	Theme	Health
Objectives	<ul style="list-style-type: none"> Review the song and story <i>Down by the station</i> Sing the <i>Sing & Play Time</i> song Make the song craft – Humpty Dumpty 		
Materials	Student Book, Activity Book, Digital CD, Template, Craft Materials		



Teaching Process		Note
Warm Up (5 mins.)	<p><Greeting></p> <ul style="list-style-type: none"> Greet the class and begin with the <i>Title Song</i>. <p>T: Hello everyone. Welcome to Ready, Set, Sing! class. Let's sing and dance <i>Ready, Set, Sing!</i> song together.</p> <ul style="list-style-type: none"> Wave and sing the <i>Hello Song</i>. Ask about the weather and sing the <i>Weather Song</i>. 	<p>Audio Track 02 Digital CD: Dance (Title)</p> <p>Audio Track 03-04</p>
Main Activity (20 mins.)	<p><Make the Craft – Humpty Dumpty></p> <ul style="list-style-type: none"> Turn to Activity Book p.8-9. Go over the Craft Materials with the students: 2 eggs, clothes pictures, scotch tape Prepare the materials before starting. <ul style="list-style-type: none"> Turn to Activity Book p.10-11. Go over the steps of the project with the class. Make the craft. 	<p>Audio Track 12 Online Materials: Script</p>  
	<p><Sing & Play Time – <i>Humpty Dumpty</i>></p> <ul style="list-style-type: none"> Listen to the narration of the activity. Turn to Student Book p.12-13. Enjoy the song by saying just the lyrics. No singing. <p>T: Do not sing the words. Just say the words. Can you say the words slowly?</p>	
	<p><Activity Book p.12-13></p> <ul style="list-style-type: none"> Circle what you need! Match the pictures! 	
Wrap Up (5 mins.)	<p><Review></p> <ul style="list-style-type: none"> Practice the health words. <p><The End></p> <ul style="list-style-type: none"> Tidy up the classroom and sing the <i>Clean Up Song</i> together. Wave and sing the <i>Good-bye Song</i> to say good-bye. 	<p>Audio Track 17-18</p>



Lesson Plan



Week 4 – 1	Song 3 – Health Song	Theme	Health
Objectives	<ul style="list-style-type: none"> Learn the <i>Health Song</i> Review health words Review song and story <i>Here We Go Round the Mulberry Bush</i> 		
Materials	Student Book, Activity Book, Digital CD, Dice		



Teaching Process		Note
Warm Up (5 mins.)	<p><Greeting></p> <ul style="list-style-type: none"> Greet the class and begin with the <i>Title Song</i>. <p>T: Hello everyone. Welcome to Ready, Set, Sing! class. Let's sing and dance <i>Ready, Set, Sing!</i> song together.</p> <ul style="list-style-type: none"> Wave and sing the <i>Hello Song</i>. Ask about the weather and sing the <i>Weather Song</i>. 	<p>Audio Track 02 Digital CD: Dance (Title)</p> <p>Audio Track 03-04</p>
Main Activity (20 mins.)	<p><Review – <i>Here We Go Round the Mulberry Bush</i>></p> <ul style="list-style-type: none"> Listen to the story book. Listen to the song 1 and sing the song together. Play the song & story animation video in the Digital CD. Play the story dance video and dance together. 	Audio Track 05-08
	<p><Learn the Song – <i>Health Song</i>></p> <ul style="list-style-type: none"> Review health words. Listen to the <i>Health Song</i> and sing the song together. Point to the health pictures in the book. <p>Turn to Activity Book p.14-15 Sing and stick!</p>	<p>Audio Track 13-14</p> 
	<p><Play the Game – Health Board Game></p> <ul style="list-style-type: none"> Turn to Activity Book p.18-19 Take turns rolling the dice. Move along the game board according to the number on the dice. Ask the child who rolled the dice to say the healthy habits on the space he/she landed. <p>T: What are they doing? C: They are putting on their clothes.</p> <p>** Review the words with flash cards before playing the game.</p>	
Wrap Up (5 mins.)	<p><Review></p> <ul style="list-style-type: none"> Practice the health words. <p><The End></p> <ul style="list-style-type: none"> Tidy up the classroom and sing the <i>Clean Up Song</i> together. Wave and sing the <i>Good-bye Song</i> to say good-bye. 	Audio Track 17-18



Lesson Plan



Week 4 – 2	Song 4 – <i>The Splashing in the Bath</i>	Theme	Health
Objectives	<ul style="list-style-type: none"> Learn the song <i>The Splashing in the Bath</i> Review health words Review song and story <i>Humpty Dumpty</i> 		
Materials	Student Book, Activity Book, Digital CD		

Teaching Process		Note
Warm Up (5 mins.)	<Greeting> <ul style="list-style-type: none"> Greet the class and begin with the <i>Title Song</i>. T: Hello everyone. Welcome to Ready, Set, Sing! class. Let's sing and dance <i>Ready, Set, Sing!</i> song together. <ul style="list-style-type: none"> Wave and sing the <i>Hello Song</i>. Ask about the weather and sing the <i>Weather Song</i>. 	Audio Track 02 Digital CD: Dance (Title) Audio Track 03-04
	<Review – <i>Humpty Dumpty</i> > <ul style="list-style-type: none"> Listen to the story book. Listen to the song 2 and sing the song together. Play the song & story animation video in the Digital CD. Play the story dance video and dance together. 	Audio Track 09-12
Main Activity (20 mins.)	<Learn the Song – <i>Humpty Dumpty</i> > <ul style="list-style-type: none"> Review health words. Listen to <i>The Splashing in the Bath</i> and sing the song together. Sing in a loud voice. <ul style="list-style-type: none"> Turn to Activity Book p.20-21 Sing and color! 	Audio Track 15-16 
	<Activity Book p.22-23> <ul style="list-style-type: none"> Draw Humpty Dumpty's face. Connect the dots! 	
Wrap Up (5 mins.)	<Review> <ul style="list-style-type: none"> Practice the health words. <The End> <ul style="list-style-type: none"> Tidy up the classroom and sing the <i>Clean Up Song</i> together. Wave and sing the <i>Good-bye Song</i> to say good-bye. 	Audio Track 17-18