






# Monthly Plan



Theme	Tools
Book	  
Key Words	wood, clay, brick, stone, bridge, clock
Main Activities	<Game> Ring Around the Bridge
	<Craft> Paper Clocks





Week	Lesson	
	Lesson 1	Lesson 2
1 <sup>st</sup> Week	<b>Song 1 – Introduction to the Story</b> <ul style="list-style-type: none"> <li>Learn the tools words</li> <li>Learn the song <i>London Bridge Is Falling Down</i></li> <li>Learn the story words (wood, clay, brick, stone, bridge)</li> </ul>	<b>Song 1 – Sing and Dance</b> <ul style="list-style-type: none"> <li>Review the song <i>London Bridge Is Falling Down</i></li> <li>Listen to the story <i>London Bridge Is Falling Down</i></li> <li>Learn the dance movements of the song</li> </ul>
2 <sup>nd</sup> Week	<b>Song 1 – Play the Game</b> <ul style="list-style-type: none"> <li>Review the song and story <i>London Bridge Is Falling Down</i></li> <li>Sing the <i>Sing &amp; Play Time</i> song</li> <li>Play the song game – Ring Around the Bridge</li> </ul>	<b>Song 2 – Introduction to the Story</b> <ul style="list-style-type: none"> <li>Learn the tools words</li> <li>Learn the song <i>Hickory Dickory Dock</i></li> <li>Learn the story words (clock)</li> </ul>
3 <sup>rd</sup> Week	<b>Song 2 – Sing and Dance</b> <ul style="list-style-type: none"> <li>Review the song <i>Hickory Dickory Dock</i></li> <li>Listen to the story <i>Hickory Dickory Dock</i></li> <li>Learn the dance movements of the song</li> </ul>	<b>Song 2 – Make the Craft</b> <ul style="list-style-type: none"> <li>Review the song and story <i>Hickory Dickory Dock</i></li> <li>Sing the <i>Sing &amp; Play Time</i> song.</li> <li>Make the song craft – Paper Clocks</li> </ul>
4 <sup>th</sup> Week	<b>Song 3 – Tools Song</b> <ul style="list-style-type: none"> <li>Learn the <i>Tools Song</i></li> <li>Review the tools words</li> <li>Review song and story <i>London Bridge Is Falling Down</i></li> </ul>	<b>Song 4 – Polly Put the Kettle On</b> <ul style="list-style-type: none"> <li>Learn the song <i>Polly Put the Kettle On</i></li> <li>Review the tools words</li> <li>Review song and story <i>Hickory Dickory Dock</i></li> </ul>



# Lesson Plan



Week 1 – 1	Song 1 – Introduction to the Story	Theme	Tools
<b>Objectives</b>	<ul style="list-style-type: none"> <li>Learn the tools words</li> <li>Learn the song <i>London Bridge Is Falling Down</i></li> <li>Learn the story words (wood, clay, brick, stone, bridge)</li> </ul>		
<b>Materials</b>	Student Book, Activity Book, Digital CD		




Teaching Process		Note
<b>Warm Up (5 mins.)</b>	<p>&lt;Greeting&gt;</p> <ul style="list-style-type: none"> <li>Greet the class and begin with the <i>Title Song</i>.</li> </ul> <p>T: Hello everyone. Welcome to Ready, Set, Sing! class. Let's sing and dance <i>Ready, Set, Sing!</i> song together.</p> <ul style="list-style-type: none"> <li>Wave and sing the <i>Hello Song</i>.</li> <li>Ask about the weather and sing the <i>Weather Song</i>.</li> </ul>	<p>Audio Track 02 Digital CD: Dance (Title)</p>  <p>Audio Track 03-04</p>
<b>Main Activity (20 mins.)</b>	<p>&lt;Book Cover Talk – <i>London Bridge Is Falling Down</i>&gt;</p> <ul style="list-style-type: none"> <li>Show the cover of the book and discuss it with the class.</li> <li>Tell the class that the song is about the London Bridge.</li> <li>Encourage the class to repeat the words after you.</li> </ul> <p>T: Let's look at the cover. It is raining. Oh no! What is happening to the bridge? (It is falling down.)</p> <p>T: The title of this story is "London Bridge Is Falling Down."</p> <p>&lt;Picture Walking – <i>London Bridge Is Falling Down</i>&gt;</p> <ul style="list-style-type: none"> <li>Turn to story page (p.2-13).</li> <li>Talk about the picture with the class.</li> </ul> <p>T: Look at this picture. The bridge is falling down. Where is the doctor going? What are the beavers using to build the bridge? Oh no! the bridge fell down again. Who do you see?</p> <p>&lt;Sing the Song – <i>London Bridge Is Falling Down</i>&gt;</p> <ul style="list-style-type: none"> <li>Listen to the song 1 and learn the song together.</li> <li>Play the song animation video in the Digital CD.</li> <li>Sing the song in a loud voice.</li> </ul> <p>&lt;Activity Book p.16&gt;</p> <ul style="list-style-type: none"> <li>Trace the words! (wood, clay, brick, stone, bridge)</li> </ul>	<p>Student Book</p>  <p>Audio Track 06 Digital CD: Song Animation</p>   <p>Audio Track 17-18</p>
<b>Wrap Up (5 mins.)</b>	<p>&lt;Review&gt;</p> <ul style="list-style-type: none"> <li>Practice the tools words.</li> </ul> <p>&lt;The End&gt;</p> <ul style="list-style-type: none"> <li>Tidy up the classroom and sing the <i>Clean Up Song</i> together.</li> <li>Wave and sing the <i>Good-bye Song</i> to say good-bye.</li> </ul>	



# Lesson Plan



Week 1 – 2	Song 1 – Sing and Dance	Theme	Tools
<b>Objectives</b>	<ul style="list-style-type: none"> <li>Review the song <i>London Bridge Is Falling Down</i></li> <li>Listen to the story <i>London Bridge Is Falling Down</i></li> <li>Learn the dance movements of the song</li> </ul>		
<b>Materials</b>	Student Book, Activity Book, Digital CD, Colored paper		



Teaching Process		Note
<b>Warm Up (5 mins.)</b>	<p>&lt;Greeting&gt;</p> <ul style="list-style-type: none"> <li>Greet the class and begin with the <i>Title Song</i>.</li> </ul> <p>T: Hello everyone. Welcome to Ready, Set, Sing! class. Let's sing and dance <i>Ready, Set, Sing!</i> song together.</p> <ul style="list-style-type: none"> <li>Wave and sing the <i>Hello Song</i>.</li> <li>Ask about the weather and sing the <i>Weather Song</i>.</li> </ul>	<p>Audio Track 02 Digital CD: Dance (Title)</p> <p>Audio Track 03-04</p>
<b>Main Activity (20 mins.)</b>	<p>&lt;Listen to the Story – <i>London Bridge Is Falling Down</i>&gt;</p> <ul style="list-style-type: none"> <li>Listen to the story book.</li> <li>Point to the pictures while listening to the story.</li> <li>Play the story animation video in the Digital CD.</li> </ul> <p>T: Do you remember the song we learned last time? Let's listen to the story.</p>	<p>Audio Track 05 Digital CD: Story Animation</p> 
	<p>&lt;Review the Song – <i>London Bridge Is Falling Down</i>&gt;</p> <ul style="list-style-type: none"> <li>Review the song from the previous lesson.</li> <li>Listen to the song 1 and sing the song together.</li> <li>Sing the song in a loud voice.</li> </ul>	<p>Audio Track 06-07</p>
	<p>&lt;Dance to the Song – <i>London Bridge Is Falling Down</i>&gt;</p> <ul style="list-style-type: none"> <li>Play the story dance video in the Digital CD. Watch the video first.</li> <li>Go over the dance actions one by one with the class.</li> </ul> <p>T: Let's learn the dance movements to the song.</p>	<p>Digital CD: Dance (Story Song)</p> 
	<p>&lt;Activity Book p.24&gt;</p> <ul style="list-style-type: none"> <li>Let's make a clock!</li> </ul>	
<b>Wrap Up (5 mins.)</b>	<p>&lt;Review&gt;</p> <ul style="list-style-type: none"> <li>Practice the tools words.</li> </ul> <p>&lt;The End&gt;</p> <ul style="list-style-type: none"> <li>Tidy up the classroom and sing the <i>Clean Up Song</i> together.</li> <li>Wave and sing the <i>Good-bye Song</i> to say good-bye.</li> </ul>	<p>Audio Track 17-18</p>



# Lesson Plan



Week 2 – 1	Song 1 – Play the Game	Theme	Tools
<b>Objectives</b>	<ul style="list-style-type: none"> <li>Review the song and story <i>London Bridge Is Falling Down</i></li> <li>Sing the <i>Sing &amp; Play Time</i> song</li> <li>Play the song game – Ring Around the Bridge</li> </ul>		
<b>Materials</b>	Student Book, Activity Book, Digital CD		



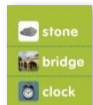
Teaching Process		Note
<b>Warm Up (5 mins.)</b>	<p>&lt;Greeting&gt;</p> <ul style="list-style-type: none"> <li>Greet the class and begin with the <i>Title Song</i>.</li> </ul> <p>T: Hello everyone. Welcome to Ready, Set, Sing! class. Let's sing and dance <i>Ready, Set, Sing!</i> song together.</p> <ul style="list-style-type: none"> <li>Wave and sing the <i>Hello Song</i>.</li> <li>Ask about the weather and sing the <i>Weather Song</i>.</li> </ul>	<p>Audio Track 02 Digital CD: Dance (Title)</p> <p>Audio Track 03-04</p>
<b>Main Activity (20 mins.)</b>	<p>&lt;Sing &amp; Play Time – <i>London Bridge Is Falling Down</i>&gt;</p> <ul style="list-style-type: none"> <li>Listen to the narration of the activity.</li> <li>Turn to Student Book p.14-15.</li> <li>Let's shout "Oh, no!" or "Oh, yes!" while singing the song.</li> </ul> <p>T: Shout "Oh, no!" right after you sing "falling down~" parts. Shout "Oh, Yes!" right after you sing "hard and strong~" parts.</p>	<p>Audio Track 08 Online Materials: Script</p> 
	<p>&lt;Play the Game – Ring Around the Bridge&gt;</p> <ul style="list-style-type: none"> <li>Turn to Activity Book p.2-3.</li> <li>Go over the Game Actions with the students: hold, skip, catch</li> <li>Practice the actions before playing the game.</li> <li>Turn to Activity Book p.4-5.</li> <li>Go over the steps of the game with the class.</li> <li>Play the game while singing the song <i>London Bridge Is Falling Down</i>.</li> </ul>	
	<p>&lt;Activity Book p.6-7&gt;</p> <ul style="list-style-type: none"> <li>Match the pictures!</li> <li>Find 3 differences!</li> </ul>	
<b>Wrap Up (5 mins.)</b>	<p>&lt;Review&gt;</p> <ul style="list-style-type: none"> <li>Practice the tools words.</li> </ul> <p>&lt;The End&gt;</p> <ul style="list-style-type: none"> <li>Tidy up the classroom and sing the <i>Clean Up Song</i> together.</li> <li>Wave and sing the <i>Good-bye Song</i> to say good-bye.</li> </ul>	<p>Audio Track 17-18</p>



# Lesson Plan



Week 2 – 2	Song 2 – Introduction to the Story	Theme	Tools
<b>Objectives</b>	<ul style="list-style-type: none"> <li>Learn the tools words</li> <li>Learn the song <i>Hickory Dickory Dock</i></li> <li>Learn the story words (clock)</li> </ul>		
<b>Materials</b>	Student Book, Activity Book, Digital CD		




Teaching Process		Note
<b>Warm Up (5 mins.)</b>	<p>&lt;Greeting&gt;</p> <ul style="list-style-type: none"> <li>Greet the class and begin with the <i>Title Song</i>.</li> </ul> <p>T: Hello everyone. Welcome to Ready, Set, Sing! class. Let's sing and dance <i>Ready, Set, Sing!</i> song together.</p> <ul style="list-style-type: none"> <li>Wave and sing the <i>Hello Song</i>.</li> <li>Ask about the weather and sing the <i>Weather Song</i>.</li> </ul>	<p>Audio Track 02 Digital CD: Dance (Title)</p> <p>Audio Track 03-04</p>
<b>Main Activity (20 mins.)</b>	<p>&lt;Book Cover Talk – <i>Hickory Dickory Dock</i>&gt;</p> <ul style="list-style-type: none"> <li>Show the cover of the book and discuss it with the class.</li> <li>Tell the class that the song is about three mice and a cat.</li> <li>Encourage the class to repeat the words after you.</li> </ul> <p>T: Let's look at the cover. What do you see? Who is sleeping?</p> <p>T: What time is it? It is 1 o'clock!</p> <p>T: The title of this story is "Hickory Dickory Dock"</p>	<p>Student Book</p> 
	<p>&lt;Picture Walking – <i>Hickory Dickory Dock</i>&gt;</p> <ul style="list-style-type: none"> <li>Turn to story page (p.2-11).</li> <li>Talk about the picture with the class.</li> </ul> <p>T: Look at this picture. Who is sleeping? Where is the first mouse? What are they eating? Why is the fourth rat sad?</p>	
	<p>&lt;Sing the Song – <i>Hickory Dickory Dock</i>&gt;</p> <ul style="list-style-type: none"> <li>Listen to the song 2 and learn the song together.</li> <li>Play the song animation video in the Digital CD.</li> <li>Sing the song in a loud voice.</li> </ul>	<p>Audio Track 10 Digital CD: Song Animation</p> 
	<p>&lt;Activity Book p.17&gt;</p> <ul style="list-style-type: none"> <li>Trace the words! (clock)</li> </ul>	
<b>Wrap Up (5 mins.)</b>	<p>&lt;Review&gt;</p> <ul style="list-style-type: none"> <li>Practice the tools words.</li> </ul> <p>&lt;The End&gt;</p> <ul style="list-style-type: none"> <li>Tidy up the classroom and sing the <i>Clean Up Song</i> together.</li> <li>Wave and sing the <i>Good-bye Song</i> to say good-bye.</li> </ul>	<p>Audio Track 17-18</p>



# Lesson Plan



<b>Week 3 – 1</b>	<b>Song 2 – Sing and Dance</b>	<b>Theme</b>	<b>Tools</b>
<b>Objectives</b>	<ul style="list-style-type: none"> <li>Review the song <i>Hickory Dickory Dock</i></li> <li>Listen to the story <i>Hickory Dickory Dock</i></li> <li>Learn the dance movements of the song</li> </ul>		
<b>Materials</b>	Student Book, Activity Book, Digital CD, Flash cards, Toy hammer		



Teaching Process		Note
<b>Warm Up (5 mins.)</b>	<p>&lt;Greeting&gt;</p> <ul style="list-style-type: none"> <li>Greet the class and begin with the <i>Title Song</i>.</li> </ul> <p>T: Hello everyone. Welcome to Ready, Set, Sing! class. Let's sing and dance <i>Ready, Set, Sing!</i> song together.</p> <ul style="list-style-type: none"> <li>Wave and sing the <i>Hello Song</i>.</li> <li>Ask about the weather and sing the <i>Weather Song</i>.</li> </ul>	<p>Audio Track 02 Digital CD: Dance (Title)</p> <p>Audio Track 03-04</p>
	<p>&lt;Listen to the Story – <i>Hickory Dickory Dock</i>&gt;</p> <ul style="list-style-type: none"> <li>Listen to the story book.</li> <li>Point to the pictures while listening to the story.</li> <li>Play the story animation video in the Digital CD.</li> </ul> <p>T: Do you remember the song we learned last time? Let's listen to the story.</p>	<p>Audio Track 09 Digital CD: Story Animation</p> 
	<p>&lt;Review the Song – <i>Hickory Dickory Dock</i>&gt;</p> <ul style="list-style-type: none"> <li>Review the song from the previous lesson.</li> <li>Listen to the song 2 and sing the song together.</li> <li>Sing the song in a loud voice.</li> </ul>	<p>Audio Track 10-11</p>
	<p>&lt;Dance to the Song – <i>Hickory Dickory Dock</i>&gt;</p> <ul style="list-style-type: none"> <li>Play the story dance video in the Digital CD. Watch the video first.</li> <li>Go over the dance actions one by one with the class.</li> </ul> <p>T: Let's learn the dance movements to the song.</p>	<p>Digital CD: Dance (Story Song)</p> 
	<p>&lt;Play the Game - Word Smash&gt;</p> <ul style="list-style-type: none"> <li>Prepare the flash cards</li> <li>Using the cards, review the words with the class.</li> <li>Spread out the cards on the floor.</li> <li>Teacher calls out a tools word on the card.</li> <li>Child hits the correct tools card with the toy hammer.</li> </ul>	<p>Online Materials: Flash Cards</p> <p>Toy Hammer </p>
<b>Wrap Up (5 mins.)</b>	<p>&lt;Review&gt;</p> <ul style="list-style-type: none"> <li>Practice the tools words.</li> </ul> <p>&lt;The End&gt;</p> <ul style="list-style-type: none"> <li>Tidy up the classroom and sing the <i>Clean Up Song</i> together.</li> <li>Wave and sing the <i>Good-bye Song</i> to say good-bye.</li> </ul>	<p>Audio Track 17-18</p>



# Lesson Plan



Week 3 – 2	Song 2 – Make the Craft	Theme	Tools
Objectives	<ul style="list-style-type: none"><li>Review the song and story <i>Hickory Dickory Dock</i></li><li>Sing the <i>Sing &amp; Play Time</i> song.</li><li>Make the song craft – Paper Clocks</li></ul>		
Materials	Student Book, Activity Book, Digital CD, Craft Materials		

Teaching Process		Note
Warm Up (5 mins.)	<p>&lt;Greeting&gt;</p> <ul style="list-style-type: none"><li>Greet the class and begin with the <i>Title Song</i>.</li></ul> <p>T: Hello everyone. Welcome to Ready, Set, Sing! class. Let's sing and dance <i>Ready, Set, Sing!</i> song together.</p> <ul style="list-style-type: none"><li>Wave and sing the <i>Hello Song</i>.</li><li>Ask about the weather and sing the <i>Weather Song</i>.</li></ul>	Audio Track 02 Digital CD: Dance (Title)  Audio Track 03-04
Main Activity (20 mins.)	<p>&lt;Make the Craft – Paper Clocks&gt;</p> <ul style="list-style-type: none"><li>Turn to Activity Book p.8-9.</li><li>Go over the Craft Materials with the students: 1 paper plate, marker, stickers</li><li>Prepare the materials before starting.</li></ul> <ul style="list-style-type: none"><li>Turn to Activity Book p.10-11.</li><li>Go over the steps of the project with the class.</li><li>Make the craft.</li></ul>	Audio Track 12 Online Materials: Script   
	<p>&lt;Sing &amp; Play Time – <i>Hickory Dickory Dock</i>&gt;</p> <ul style="list-style-type: none"><li>Listen to the narration of the activity.</li><li>Turn to Student Book p.12-13.</li><li>Make two teams and sing the song in two teams.</li></ul> <p>T: We're going to sing in two teams. Team 1 will sing the whole song and team 2 will only make a sound "tick-tock". This time, team 2 will sing the whole song and team 1 will only make a sound "tick-tock".</p>	
	<p>&lt;Activity Book p.12-13&gt;</p> <ul style="list-style-type: none"><li>Circle what you need!</li><li>Look and stick!</li></ul>	
Wrap Up (5 mins.)	<p>&lt;Review&gt;</p> <ul style="list-style-type: none"><li>Practice the tools words.</li></ul> <p>&lt;The End&gt;</p> <ul style="list-style-type: none"><li>Tidy up the classroom and sing the <i>Clean Up Song</i> together.</li><li>Wave and sing the <i>Good-bye Song</i> to say good-bye.</li></ul>	Audio Track 17-18







# Lesson Plan



<b>Week 4 – 1</b>	<b>Song 3 – <i>Tools Song</i></b>	<b>Theme</b>	<b>Tools</b>
<b>Objectives</b>	<ul style="list-style-type: none"> <li>Learn the <i>Tools Song</i></li> <li>Review the tools words</li> <li>Review song and story <i>London Bridge Is Falling Down</i></li> </ul>		
<b>Materials</b>	Student Book, Activity Book, Digital CD, Dice		

Teaching Process		Note
<b>Warm Up (5 mins.)</b>	<p>&lt;Greeting&gt;</p> <ul style="list-style-type: none"> <li>Greet the class and begin with the <i>Title Song</i>.</li> </ul> <p>T: Hello everyone. Welcome to Ready, Set, Sing! class. Let's sing and dance <i>Ready, Set, Sing!</i> song together.</p> <ul style="list-style-type: none"> <li>Wave and sing the <i>Hello Song</i>.</li> <li>Ask about the weather and sing the <i>Weather Song</i>.</li> </ul>	<p>Audio Track 02 Digital CD: Dance (Title)</p> <p>Audio Track 03-04</p>
<b>Main Activity (20 mins.)</b>	<p>&lt;Review – <i>London Bridge Is Falling Down</i>&gt;</p> <ul style="list-style-type: none"> <li>Listen to the story book.</li> <li>Listen to the song 1 and sing the song together.</li> <li>Play the song &amp; story animation video in the Digital CD.</li> <li>Play the story dance video and dance together.</li> </ul>	<p>Audio Track 05-08</p>
	<p>&lt;Learn the Song – <i>Tools Song</i>&gt;</p> <ul style="list-style-type: none"> <li>Review the tools words.</li> <li>Listen to the <i>Tools Song</i> and sing the song together.</li> <li>Point to the tools pictures in the book.</li> </ul>	<p>Audio Track 13-14</p> 
	<p>&lt;Play the Game – Tools Board Game&gt;</p> <ul style="list-style-type: none"> <li>Turn to Activity Book p.18-19</li> <li>Take turns rolling the dice.</li> <li>Move along the game board according to the number on the dice.</li> <li>Ask the child who rolled the dice to say the tools on the space he/she landed.</li> </ul> <p>T: What is it? C: It's a brick.</p> <p><b>** Review the words with flash cards before playing the game.</b></p>	
<b>Wrap Up (5 mins.)</b>	<p>&lt;Review&gt;</p> <ul style="list-style-type: none"> <li>Practice the tools words.</li> </ul> <p>&lt;The End&gt;</p> <ul style="list-style-type: none"> <li>Tidy up the classroom and sing the <i>Clean Up Song</i> together.</li> <li>Wave and sing the <i>Good-bye Song</i> to say good-bye.</li> </ul>	<p>Audio Track 17-18</p>







# Lesson Plan



Week 4 – 2	Song 4 – <i>Polly Put the Kettle On</i>	Theme	Tools
<b>Objectives</b>	<ul style="list-style-type: none"> <li>Learn the song <i>Polly Put the Kettle On</i></li> <li>Review the tools words</li> <li>Review song and story <i>Hickory Dickory Dock</i></li> </ul>		
<b>Materials</b>	Student Book, Activity Book, Digital CD		

Teaching Process		Note
<b>Warm Up (5 mins.)</b>	<p>&lt;Greeting&gt;</p> <ul style="list-style-type: none"> <li>Greet the class and begin with the <i>Title Song</i>.</li> </ul> <p>T: Hello everyone. Welcome to Ready, Set, Sing! class. Let's sing and dance <i>Ready, Set, Sing!</i> song together.</p> <ul style="list-style-type: none"> <li>Wave and sing the <i>Hello Song</i>.</li> <li>Ask about the weather and sing the <i>Weather Song</i>.</li> </ul>	<p>Audio Track 02 Digital CD: Dance (Title)</p> <p>Audio Track 03-04</p>
<b>Main Activity (20 mins.)</b>	<p>&lt;Review – <i>Hickory Dickory Dock</i>&gt;</p> <ul style="list-style-type: none"> <li>Listen to the story book.</li> <li>Listen to the song 2 and sing the song together.</li> <li>Play the song &amp; story animation video in the Digital CD.</li> <li>Play the story dance video and dance together.</li> </ul>	<p>Audio Track 09-12</p>
	<p>&lt;Learn the Song – <i>Polly Put the Kettle On</i>&gt;</p> <ul style="list-style-type: none"> <li>Review the tools words.</li> <li>Listen to the <i>Polly Put the Kettle On</i> and sing the song together.</li> <li>Sing in a loud voice.</li> </ul> <p>Turn to Activity Book p.20-21</p> <ul style="list-style-type: none"> <li>Sing and color!</li> </ul>	<p>Audio Track 15-16</p> 
	<p>&lt;Activity Book p.22-23&gt;</p> <ul style="list-style-type: none"> <li>Circle the different pictures.</li> <li>Connect the dots!</li> </ul>	
<b>Wrap Up (5 mins.)</b>	<p>&lt;Review&gt;</p> <ul style="list-style-type: none"> <li>Practice the tools words.</li> </ul> <p>&lt;The End&gt;</p> <ul style="list-style-type: none"> <li>Tidy up the classroom and sing the <i>Clean Up Song</i> together.</li> <li>Wave and sing the <i>Good-bye Song</i> to say good-bye.</li> </ul>	<p>Audio Track 17-18</p>