



Monthly Plan



Theme	Transportation
Book	  
Key Words	wheel, wiper, horn, bus, driver, station
Main Activities	<Game> Rock-Scissors-Paper Bus <Craft> Ribbon Trains





Lesson Week	Lesson 1	Lesson 2
	1st Week	Song 1 – Introduction to the Story <ul style="list-style-type: none"> Learn the transportation words Learn the song <i>The Wheels on the Bus</i> Learn the story words (wheel, wiper, horn, bus)
2nd Week	Song 1 – Play the Game <ul style="list-style-type: none"> Review the song and story <i>The Wheels on the Bus</i> Sing the <i>Sing & Play Time</i> song Play the song game – Rock-Scissors-Paper Bus 	Song 2 – Introduction to the Story <ul style="list-style-type: none"> Learn the transportation words Learn the song <i>Down by the Station</i> Learn the story words (driver, station)
3rd Week	Song 2 – Sing and Dance <ul style="list-style-type: none"> Review the song <i>Down by the Station</i> Listen to the story <i>Down by the Station</i> Learn the dance movements of the song 	Song 2 – Make the Craft <ul style="list-style-type: none"> Review the song and story <i>Down by the Station</i> Sing the <i>Sing & Play Time</i> song. Make the song craft – Ribbon Trains
4th Week	Song 3 – Transportation Song <ul style="list-style-type: none"> Learn the <i>Transportation Song</i> Review transportation words Review the song and story <i>The Wheels on the Bus</i> 	Song 4 – The Little Red Wagon <ul style="list-style-type: none"> Learn the song <i>The Little Red Wagon</i> Review transportation words Review the song and story <i>Down by the Station</i>



Lesson Plan



Week 1 – 1	Song 1 – Introduction to the Story	Theme	Transportation
Objectives	<ul style="list-style-type: none"> Learn the transportation words Learn the song <i>The Wheels on the Bus</i> Learn the story words (wheel, wiper, horn, bus) 		
Materials	Student Book, Activity Book, Digital CD		




Teaching Process		Note
Warm Up (5 mins.)	<p><Greeting></p> <ul style="list-style-type: none"> Greet the class and begin with the <i>Title Song</i>. <p>T: Hello everyone. Welcome to Ready, Set, Sing! class. Let's sing and dance <i>Ready, Set, Sing!</i> song together.</p> <ul style="list-style-type: none"> Wave and sing the <i>Hello Song</i>. Ask about the weather and sing the <i>Weather Song</i>. 	<p>Audio Track 02 Digital CD: Dance (Title)</p>  <p>Audio Track 03-04</p>
Main Activity (20 mins.)	<p><Book Cover Talk – <i>The Wheels on the Bus</i>></p> <ul style="list-style-type: none"> Show the cover of the book and discuss it with the class. Tell the class that the song is about a bus. Encourage the class to repeat the words after you. <p>T: Let's look at the cover. I see duck family! How many baby ducks do you see?</p> <p>T: (Pointing at the bus) Do you know what this is? It is a bus! It's a red bus!</p> <p>T: The title of this story is "The Wheels on the Bus".</p>	<p>Student Book</p> 
	<p><Picture Walking – <i>The Wheels on the Bus</i>></p> <ul style="list-style-type: none"> Turn to story page (p.2-13). Talk about the picture with the class. <p>T: Look at this picture. I see the red bus. How many wheels do you see? (2) Can you show me how the wipers move? (show hand movement) The driver is beeping. Let's all beep together! Beep! Beep! The baby is crying. Let's say "Shh!" together.</p>	
	<p><Sing the Song – <i>The Wheels on the Bus</i>></p> <ul style="list-style-type: none"> Listen to the song 1 and learn the song together. Play the song animation video in the Digital CD. Sing the song in a loud voice. 	<p>Audio Track 06 Digital CD: Song Animation</p> 
	<p><Activity Book p.16-17></p> <ul style="list-style-type: none"> Trace the words! (wheel, wiper, horn, bus) 	
Wrap Up (5 mins.)	<p><Review></p> <ul style="list-style-type: none"> Practice the transportation words. <p><The End></p> <ul style="list-style-type: none"> Tidy up the classroom and sing the <i>Clean Up Song</i> together. Wave and sing the <i>Good-bye Song</i> to say good-bye. 	<p>Audio Track 17-18</p>



Lesson Plan



Week 1 – 2	Song 1 – Sing and Dance	Theme	Transportation
Objectives	<ul style="list-style-type: none"> Review the song <i>The Wheels on the Bus</i> Listen to the story <i>The Wheels on the Bus</i> Learn the dance movements of the song 		
Materials	Student Book, Activity Book, Digital CD, Colored paper		



Teaching Process		Note
Warm Up (5 mins.)	<p><Greeting></p> <ul style="list-style-type: none"> Greet the class and begin with the <i>Title Song</i>. <p>T: Hello everyone. Welcome to Ready, Set, Sing! class. Let's sing and dance <i>Ready, Set, Sing!</i> song together.</p> <ul style="list-style-type: none"> Wave and sing the <i>Hello Song</i>. Ask about the weather and sing the <i>Weather Song</i>. 	<p>Audio Track 02 Digital CD: Dance (Title)</p> <p>Audio Track 03-04</p>
	<p><Listen to the Story – <i>The Wheels on the Bus</i>></p> <ul style="list-style-type: none"> Listen to the story book. Point to the pictures while listening to the story. Play the story animation video in the Digital CD. <p>T: Do you remember the song we learned last time? Let's listen to the story.</p>	<p>Audio Track 05 Digital CD: Story Animation</p> 
Main Activity (20 mins.)	<p><Review the Song – <i>The Wheels on the Bus</i>></p> <ul style="list-style-type: none"> Review the song from the previous lesson. Listen to the song 1 and sing the song together. Sing the song in a loud voice. 	<p>Audio Track 06-07</p>
	<p><Dance to the Song – <i>The Wheels on the Bus</i>></p> <ul style="list-style-type: none"> Play the story dance video in the Digital CD. Watch the video first. Go over the dance actions one by one with the class. <p>T: Let's learn the dance movements to the song.</p>	<p>Digital CD: Dance (Story Song)</p> 
	<p><Activity Book p.24></p> <ul style="list-style-type: none"> Let's make a train! 	
Wrap Up (5 mins.)	<p><Review></p> <ul style="list-style-type: none"> Practice the transportation words. <p><The End></p> <ul style="list-style-type: none"> Tidy up the classroom and sing the <i>Clean Up Song</i> together. Wave and sing the <i>Good-bye Song</i> to say good-bye. 	<p>Audio Track 17-18</p>



Lesson Plan



Week 2 – 1	Song 1 – Play the Game	Theme	Transportation
Objectives	<ul style="list-style-type: none"> Review the song and story <i>The Wheels on the Bus</i> Sing the <i>Sing & Play Time</i> song Play the song game – Rock-Scissors-Paper Bus 		
Materials	Student Book, Activity Book, Digital CD		




Teaching Process		Note
Warm Up (5 mins.)	<p><Greeting></p> <ul style="list-style-type: none"> Greet the class and begin with the <i>Title Song</i>. <p>T: Hello everyone. Welcome to Ready, Set, Sing! class. Let's sing and dance <i>Ready, Set, Sing!</i> song together.</p> <ul style="list-style-type: none"> Wave and sing the <i>Hello Song</i>. Ask about the weather and sing the <i>Weather Song</i>. 	<p>Audio Track 02 Digital CD: Dance (Title)</p> <p>Audio Track 03-04</p>
Main Activity (20 mins.)	<p><Sing & Play Time – <i>The Wheels on the Bus</i>></p> <ul style="list-style-type: none"> Listen to the narration of the activity. Turn to Student Book p.14-15. Let's sing in less volume. <p>T: We are going to sing with less volume.</p>	<p>Audio Track 08 Online Materials: Script</p> 
	<p><Play the Game – Rock-Scissors-Paper Bus></p> <ul style="list-style-type: none"> Turn to Activity Book p.2-3. Go over the Game Actions with the students: walk around, Do rock-scissors-paper, join Practice the actions before playing the game. Turn to Activity Book p.4-5. Go over the steps of the game with the class. Play the game while singing the song <i>The Wheels on the Bus</i>. 	
	<p><Activity Book p.6-7></p> <ul style="list-style-type: none"> Match the pictures! Find the pictures! 	
Wrap Up (5 mins.)	<p><Review></p> <ul style="list-style-type: none"> Practice the transportation words. <p><The End></p> <ul style="list-style-type: none"> Tidy up the classroom and sing the <i>Clean Up Song</i> together. Wave and sing the <i>Good-bye Song</i> to say good-bye. 	<p>Audio Track 17-18</p>



Lesson Plan



Week 2 – 2	Song 2 – Introduction to the Story	Theme	Transportation
Objectives	<ul style="list-style-type: none"> Learn the transportation words Learn the song <i>Down by the Station</i> Learn the story words (driver, station) 		
Materials	Student Book, Activity Book, Digital CD		




Teaching Process		Note
Warm Up (5 mins.)	<p><Greeting></p> <ul style="list-style-type: none"> Greet the class and begin with the <i>Title Song</i>. <p>T: Hello everyone. Welcome to Ready, Set, Sing! class. Let's sing and dance <i>Ready, Set, Sing!</i> song together.</p> <ul style="list-style-type: none"> Wave and sing the <i>Hello Song</i>. Ask about the weather and sing the <i>Weather Song</i>. 	<p>Audio Track 02 Digital CD: Dance (Title)</p> <p>Audio Track 03-04</p>
Main Activity (20 mins.)	<p><Book Cover Talk – <i>Down by the Station</i>></p> <ul style="list-style-type: none"> Show the cover of the book and discuss it with the class. Tell the class that the song is about train rides. Encourage the class to repeat the words after you. <p>T: Let's look at the cover. I see a big red train. Where do you think it is going?</p> <p>T: Look at the background. What do you see? (big play park)</p> <p>T: The title of this story is "Down by the Station".</p>	<p>Student Book</p> 
	<p><Picture Walking – <i>Down by the Station</i>></p> <ul style="list-style-type: none"> Turn to story page (p.2-11). Talk about the picture with the class. <p>T: Look at this picture. How many trains do you see? Can you find the driver? How many trains do you see now? Who is the driver?</p>	
	<p><Sing the Song – <i>Down by the Station</i>></p> <ul style="list-style-type: none"> Listen to the song 2 and learn the song together. Play the song animation video in the Digital CD. Sing the song in a loud voice. 	<p>Audio Track 10 Digital CD: Song Animation</p> 
	<p><Activity Book p.17></p> <ul style="list-style-type: none"> Trace the words! (driver, station) 	
Wrap Up (5 mins.)	<p><Review></p> <ul style="list-style-type: none"> Practice the transportation words. <p><The End></p> <ul style="list-style-type: none"> Tidy up the classroom and sing the <i>Clean Up Song</i> together. Wave and sing the <i>Good-bye Song</i> to say good-bye. 	<p>Audio Track 17-18</p>



Lesson Plan



Week 3 – 1	Song 2 – Sing and Dance	Theme	Transportation
Objectives	<ul style="list-style-type: none"> Review the song <i>Down by the Station</i> Listen to the story <i>Down by the Station</i> Learn the dance movements of the song 		
Materials	Student Book, Activity Book, Digital CD, Flash cards, Toy hammer		



Teaching Process		Note
Warm Up (5 mins.)	<p><Greeting></p> <ul style="list-style-type: none"> Greet the class and begin with the <i>Title Song</i>. <p>T: Hello everyone. Welcome to Ready, Set, Sing! class. Let's sing and dance <i>Ready, Set, Sing!</i> song together.</p> <ul style="list-style-type: none"> Wave and sing the <i>Hello Song</i>. Ask about the weather and sing the <i>Weather Song</i>. 	<p>Audio Track 02 Digital CD: Dance (Title)</p> <p>Audio Track 03-04</p>
	<p><Listen to the Story – <i>Down by the Station</i>></p> <ul style="list-style-type: none"> Listen to the story book. Point to the pictures while listening to the story. Play the story animation video in the Digital CD. <p>T: Do you remember the song we learned last time? Let's listen to the story.</p>	<p>Audio Track 09 Digital CD: Story Animation</p> 
Main Activity (20 mins.)	<p><Review the Song – <i>Down by the Station</i>></p> <ul style="list-style-type: none"> Review the song from the previous lesson. Listen to the song 2 and sing the song together. Sing the song in a loud voice. 	<p>Audio Track 10-11</p>
	<p><Dance to the Song – <i>Down by the Station</i>></p> <ul style="list-style-type: none"> Play the story dance video in the Digital CD. Watch the video first. Go over the dance actions one by one with the class. <p>T: Let's learn the dance movements to the song.</p>	<p>Digital CD: Dance (Story Song)</p> 
	<p><Play the Game - Word Smash></p> <ul style="list-style-type: none"> Prepare the flash cards Using the cards, review the words with the class. Spread out the cards on the floor. Teacher calls out a transportation word on the card. Child hits the correct transportation card with the toy hammer. 	<p>Online Materials: Flash Cards</p> <p>Toy Hammer </p>
Wrap Up (5 mins.)	<p><Review></p> <ul style="list-style-type: none"> Practice the transportation words. <p><The End></p> <ul style="list-style-type: none"> Tidy up the classroom and sing the <i>Clean Up Song</i> together. Wave and sing the <i>Good-bye Song</i> to say good-bye. 	<p>Audio Track 17-18</p>



Lesson Plan



Week 3 – 2	Song 2 – Make the Craft	Theme	Transportation
Objectives	<ul style="list-style-type: none"> Review the song and story <i>Down by the station</i> Sing the <i>Sing & Play Time</i> song Make the song craft – Ribbon Trains 		
Materials	Student Book, Activity Book, Digital CD, Template, Craft Materials		



Teaching Process		Note
Warm Up (5 mins.)	<p><Greeting></p> <ul style="list-style-type: none"> Greet the class and begin with the <i>Title Song</i>. <p>T: Hello everyone. Welcome to Ready, Set, Sing! class. Let's sing and dance <i>Ready, Set, Sing!</i> song together.</p> <ul style="list-style-type: none"> Wave and sing the <i>Hello Song</i>. Ask about the weather and sing the <i>Weather Song</i>. 	<p>Audio Track 02 Digital CD: Dance (Title)</p> <p>Audio Track 03-04</p>
Main Activity (20 mins.)	<p><Make the Craft – Ribbon Trains></p> <ul style="list-style-type: none"> Turn to Activity Book p.8-9. Go over the Craft Materials with the students: train picture, ribbon, Scotch tape Prepare the materials before starting. <ul style="list-style-type: none"> Turn to Activity Book p.10-11. Go over the steps of the project with the class. Make the craft. 	<p>Audio Track 12 Online Materials: Script</p>  
	<p><Sing & Play Time – <i>Down by the Station</i>></p> <ul style="list-style-type: none"> Listen to the narration of the activity. Turn to Student Book p.12-13. Get into two teams and sing a round. <p>T: We are going to sing in two teams. Let's get into two teams. Let's sing a round.</p>	
	<p><Activity Book p.12-13></p> <ul style="list-style-type: none"> Circle what you need! Match the pictures! 	
Wrap Up (5 mins.)	<p><Review></p> <ul style="list-style-type: none"> Practice the transportation words. <p><The End></p> <ul style="list-style-type: none"> Tidy up the classroom and sing the <i>Clean Up Song</i> together. Wave and sing the <i>Good-bye Song</i> to say good-bye. 	<p>Audio Track 17-18</p>



Lesson Plan



Week 4 – 1	Song 3 – <i>Transportation Song</i>	Theme	Transportation
Objectives	<ul style="list-style-type: none"> Learn the <i>Transportation Song</i> Review transportation words Review song and story <i>The Wheels on the Bus</i> 		
Materials	Student Book, Activity Book, Digital CD, Dice		



Teaching Process		Note
Warm Up (5 mins.)	<p><Greeting></p> <ul style="list-style-type: none"> Greet the class and begin with the <i>Title Song</i>. <p>T: Hello everyone. Welcome to Ready, Set, Sing! class. Let's sing and dance <i>Ready, Set, Sing!</i> song together.</p> <ul style="list-style-type: none"> Wave and sing the <i>Hello Song</i>. Ask about the weather and sing the <i>Weather Song</i>. 	<p>Audio Track 02 Digital CD: Dance (Title)</p> <p>Audio Track 03-04</p>
	<p><Review – <i>The Wheels on the Bus</i>></p> <ul style="list-style-type: none"> Listen to the story book. Listen to the song 1 and sing the song together. Play the song & story animation video in the Digital CD. Play the story dance video and dance together. 	<p>Audio Track 05-08</p>
Main Activity (20 mins.)	<p><Learn the Song – <i>Transportation Song</i>></p> <ul style="list-style-type: none"> Review transportation words. Listen to the <i>Transportation Song</i> and sing the song together. Point to the transportation words in the book. <ul style="list-style-type: none"> Turn to Activity Book p.14-15 Sing and stick! 	<p>Audio Track 13-14</p> 
	<p><Play the Game – Transportation Board Game></p> <ul style="list-style-type: none"> Turn to Activity Book p.18-19 Take turns rolling the dice. Move along the game board according to the number on the dice. Ask the child who rolled the dice to say the transportation on the space he/she landed. <p>T: What is it? C: It's a bus!</p> <p>** Review the words with flash cards before playing the game.</p>	
	<p><Review></p> <ul style="list-style-type: none"> Practice the transportation words. <p><The End></p> <ul style="list-style-type: none"> Tidy up the classroom and sing the <i>Clean Up Song</i> together. Wave and sing the <i>Good-bye Song</i> to say good-bye. 	<p>Audio Track 17-18</p>



Lesson Plan



Week 4 – 2	Song 4 – <i>The Little Red Wagon</i>	Theme	Transportation
Objectives	<ul style="list-style-type: none"> Learn the song <i>The Little Red Wagon</i> Review transportation words Review song and story <i>Down by the Station</i> 		
Materials	Student Book, Activity Book, Digital CD		

Teaching Process		Note
Warm Up (5 mins.)	<p><Greeting></p> <ul style="list-style-type: none"> Greet the class and begin with the <i>Title Song</i>. <p>T: Hello everyone. Welcome to Ready, Set, Sing! class. Let's sing and dance <i>Ready, Set, Sing!</i> song together.</p> <ul style="list-style-type: none"> Wave and sing the <i>Hello Song</i>. Ask about the weather and sing the <i>Weather Song</i>. 	<p>Audio Track 02 Digital CD: Dance (Title)</p> <p>Audio Track 03-04</p>
Main Activity (20 mins.)	<p><Review – <i>Down by the Station</i>></p> <ul style="list-style-type: none"> Listen to the story book. Listen to the song 2 and sing the song together. Play the song & story animation video in the Digital CD. Play the story dance video and dance together. 	<p>Audio Track 09-12</p>
	<p><Learn the Song – <i>Down by the Station</i>></p> <ul style="list-style-type: none"> Review transportation words. Listen to <i>The Little Red Wagon</i> and sing the song together. Sing in a loud voice. <p>Turn to Activity Book p.20-21 Sing and color!</p>	<p>Audio Track 15-16</p> 
	<p><Activity Book p.22-23></p> <ul style="list-style-type: none"> Count and write! Connect the dots! 	
Wrap Up (5 mins.)	<p><Review></p> <ul style="list-style-type: none"> Practice the transportation words. <p><The End></p> <ul style="list-style-type: none"> Tidy up the classroom and sing the <i>Clean Up Song</i> together. Wave and sing the <i>Good-bye Song</i> to say good-bye. 	<p>Audio Track 17-18</p>