

# The Guide to Write Authentic Writing Pieces; Write It!



Ji Y. Ko **NE**\_Build & Grow

# Agenda

01  
**Writing,  
Teachers' Dilemma**




03  
**Model Text, Writi  
ng Process,**

02  
**Importance of  
Writing**

04  
**Writing Class  
Teaching Tips**



© 1973 United Feature Syndicate, Inc.



# Difficulties as a Writing Teacher

No right answer or formula to writing



Running out of things to teach during class time

Teaching students to become independent writers

# Importance of Writing




## COPYWRITING

- Letter → Letter
- Text → Brain → Write


>

## DICTATION



- Sound → Letter
- Listening → Brain → Write

>



## WRITING

- Thought → Letter
- Brain → Write

# Write it! Beginner

Great Visual Helper  
for Students  
- Graphic Organizer


Age Appropriate Pictures & Matching words



# Write it!

Graphic Organizers  
or Analysis

Different Genres with Real Life Examples




# Write it! P to E



**Writing Model 1**  
Descriptive Paragraph

★ Read the model paragraph and answer the questions.

**In the Hotel Lobby**



*Hotel Lobby* is a painting by Edward Hopper. In this painting, I can see two women and a man in a hotel lobby. On the right, there is a woman with blond hair. She is reading a book and sitting with her legs crossed. Across from her, there is a woman with gray hair talking to a man. She is wearing a red dress, a black coat, and a black pocket. His brown coat is draped over his right arm. I think relaxing in this hotel lobby.

Who does the writer describe?

- 1 What does the writer describe about the painting?  
 how people look and what they are doing  
 how people feel and what the atmosphere is like
- 2 Find and circle at least four expressions used to describe the scene.
- 3 **Think!** Can you describe something else you could see in this scene?

**Writing Model 2**  
Analysis

A Read the model paragraph and answer the questions.

**A Special Day at the Park**



This is my favorite family photo. In this photo, you can see my family having a barbecue at a park. On the left, my dad is wearing a brown apron and grilling meat. There is a lot of smoke coming from the grill, so he looks a little embarrassed. On the right, my mom is wearing a ponytail and holding my younger brother. He is wearing a straw hat and trying to blow the smoke away. He looks so cute. My grandparents are sitting at the table in the back. They are having a nice chat. This photo reminds me of happy memories with my family.

- 1 What is the paragraph about?
- 2 What does the writer describe about the photo?  

<b>Favorite Family Photo</b>	What you can see	Details
- 3 Underline the closing sentence. What does the photo remind the writer of?

Writing Model 1 & 2  
Plus Writing Task  
Special Units with  
Writing in General



# Importance of Model Text in Writing

**Meaning  
in Focus**

01

**Spark the  
ideas**

02

03  
**Genre  
approach**

04  
**Analyzing  
and  
rewriting**

01 prewriting/drafting

/revising

/editing/publishing

(Tompkins(2008))

03

Constant Sharing

05

Cognitive Thinking Reinf  
orcement

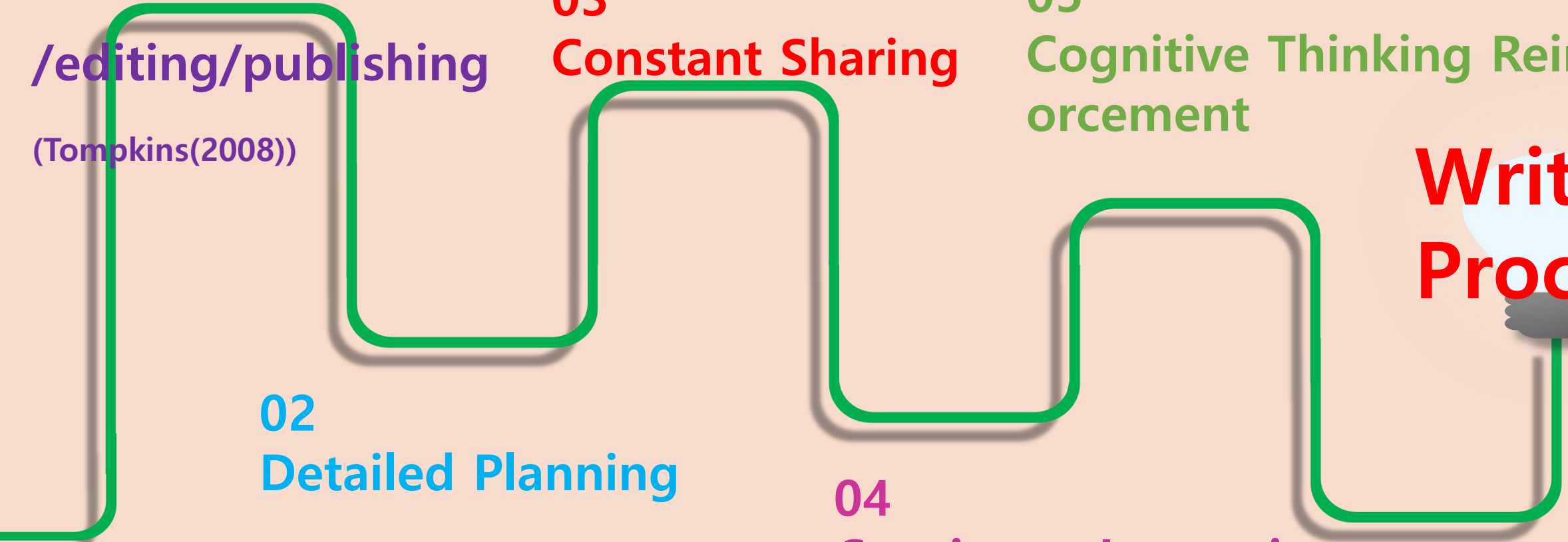
02

Detailed Planning

04

Consistent Improvi  
ng

Writing  
Process



**Prewrite**



**Write**



**4 Stages**

**Publish**



**Revise & Edit**

Theme &  
Words

Model A  
analysis

Rewrite the  
model text

Ideas

Prewrite

Sentence Pract  
ice

Write


Organization

9 Steps


Revise & Edit

Publish

MP3 Files



# WRITE IT!



1

NE\_Build & Grow

STEP-BY-STEP GUIDED WRITING LESSONS	GRAPHIC ORGANIZERS WITH DETAILED GUIDANCE	AUTHENTIC WRITTEN MATERIALS
WRITING LESSONS WITH DETAILED GUIDANCE	GRAPHIC ORGANIZERS WITH DETAILED GUIDANCE	AUTHENTIC WRITTEN MATERIALS

MP3 Files



# WRITE IT!




2


NE\_Build & Grow

STEP-BY-STEP GUIDED WRITING LESSONS	GRAPHIC ORGANIZERS WITH DETAILED GUIDANCE	AUTHENTIC WRITTEN MATERIALS
WRITING LESSONS WITH DETAILED GUIDANCE	GRAPHIC ORGANIZERS WITH DETAILED GUIDANCE	AUTHENTIC WRITTEN MATERIALS

MP3 Files



# WRITE IT!



3

NE\_Build & Grow

STEP-BY-STEP GUIDED WRITING LESSONS	GRAPHIC ORGANIZERS WITH DETAILED GUIDANCE	AUTHENTIC WRITTEN MATERIALS
WRITING LESSONS WITH DETAILED GUIDANCE	GRAPHIC ORGANIZERS WITH DETAILED GUIDANCE	AUTHENTIC WRITTEN MATERIALS



# To the Future Me

Task Writing a letter

Prewrite

Write

9 Steps

Revise & Edit

Publish



# 1. Get Ready

Prewrite



Jeremy is writing a ...

letter

diary entry

He is writing to ...

Jane

future Jeremy

# 2. Ideas

Prewrite

## Your Interests



1 cooking



7 math



3 soccer



5 drawing



6 artist



8 math teacher



4 soccer player



2 chef

## Dream Job

Think about your interests and dream job.



# 3. Model Analysis / Graphic Organizer

Prewrite

Dear future Jeremy,

Hi! This is 11-year-old Jeremy.

I am in fifth grade in elementary school.

I live in Chicago. Do you still live here?

My best friend is Jane.

My favorite thing to do at school is to read books.

Right now, my favorite book is *The Jungle*.

I am interested in soccer. I want to be a soccer player.

Good luck, future Jeremy!

Love,

Jeremy



What grade are you in?

I am in fifth grade in elementary school.

Who is your best friend?

My best friend is Jane.

What are you interested in?

I am interested in soccer.

What do you want to be?

I want to be a soccer player.

Dear future Laura,

Hi! This is 12-year-old Laura.

I am in sixth grade in elementary school.

I live in Rome. Do you still live here?

My best friend is Mario.

My favorite thing to do at home is to watch TV.

Right now, my favorite TV show is *Teens*.

I am interested in cooking. I want to be a chef in 20 years.

Good luck, future Laura!

Love,

Laura

Prewrite

Laura

Basic information

• Age: 12-year-old

• Grade: sixth grade

• City: Rome

Favorite things

• Best friend: \_\_\_\_\_

• Activity: (Where) at \_\_\_\_\_

(What) \_\_\_\_\_ TV

• Type – Name: TV show – \_\_\_\_\_

Interest & future dream

• Interest: \_\_\_\_\_

• Dream job: \_\_\_\_\_

# 4. Rewriting the Model Text

Laura

## Basic information

• Age: \_\_\_-year-old    • Grade: \_\_\_ grade    • City: \_\_\_\_\_

## Favorite things

• Best friend: \_\_\_\_\_

• Activity: (Where) at \_\_\_\_\_  
(What) \_\_\_\_\_ TV

• Type – Name: TV show – \_\_\_\_\_

## Interest & future dream

• Interest: \_\_\_\_\_

• Dream job: \_\_\_\_\_  
a \_\_\_\_\_

Dear future Laura,

Hi! This is ① \_\_\_\_\_-year-old Laura.

I am in ② \_\_\_\_\_ grade in elementary school.

I live in ③ \_\_\_\_\_. Do you still live here?

My best friend is ④ \_\_\_\_\_.

My favorite thing to do at ⑤ \_\_\_\_\_ is to \_\_\_\_\_.

Right now, my favorite ⑥ \_\_\_\_\_ is \_\_\_\_\_.

I am interested in ⑦ \_\_\_\_\_. I want to be

⑧ a \_\_\_\_\_ in 20 years.

Good luck, future Laura!

Love,

Laura

Prewrite

Greeting

Body  
Basic information

- ① Age
- ② Grade
- ③ City

Favorite things

- ④ Best friend
- ⑤ Activity  
(Where – What)
- ⑥ Type – Name

Interest & future dream

- ⑦ Interest
- ⑧ Dream job

Closing

Signature

# 5. Sentence Practice

Prewrite



1. home / watch TV

▶ My favorite thing to do at home is to watch TV.

home / play games



▶ My favorite thing to do at home is to play game.



Example

TV show: *Teens* / *Friends* / *Matilda*

▶ My favorite TV show is *Teens*.

Prewrite



game: *Tetris* / *Battleship* / *Candy Crush*

▶ My favorite game is **Candy Crush**.

# 6. Organization

Prewrite

## Organization

**Step 1** Imagine you are writing a letter to your future self. Complete the organizer for your own writing.

My Name  
\_\_\_\_\_

**Basic information**

Age                      Grade                      City

---

**Favorite things**

Best friend

---

Activity (Where — What)

Examples home — play games,  
school — study science

---

Type — Name

game — *Tetris*, movie — *Heroes*

**Interest & future dream**

Interest

drawing, math

---

Dream job

an artist, a math teacher

**Step 2** Complete the sentences using your ideas from above.

This is \_\_\_\_\_-year-old \_\_\_\_\_.

My favorite thing to do at \_\_\_\_\_ is to \_\_\_\_\_.

I am interested in \_\_\_\_\_. I want to be a(n) \_\_\_\_\_.

# 7. Draft

Still,  
Guided with  
Given Format

**Draft**

**Step 1** Complete your letter.



**Greeting**

Dear future \_\_\_\_\_,

**Body**

**Basic information**

- Age
- Grade
- City

**Favorite things**

- Best friend
- Activity (Where – What)
- Type – Name

**Interest & future dream**

- Interest
- Dream job

**Closing**

Love,

**Signature**

\_\_\_\_\_

Hi! This is \_\_\_\_\_.

I am in \_\_\_\_\_ in elementary school.

I live in \_\_\_\_\_. Do you still live here?

My best friend is \_\_\_\_\_.

My favorite thing to do \_\_\_\_\_ is to \_\_\_\_\_.

Right now, my favorite \_\_\_\_\_ is \_\_\_\_\_.

I am interested in \_\_\_\_\_. I want to be \_\_\_\_\_ in \_\_\_\_\_ years.

Good luck, future \_\_\_\_\_!

Write

# 8. Revise & Edit

## Revise & Edit

Write a letter by using your first draft.

Greeting

Body

Basic Information

- Age
- Grade
- City

Favorite things

- Best friend
- Activity  
(Where — What)
- Type — Name

Interest & future dream

- Interest
- Dream job

Closing

Signature

# Revise & Edit



- ^ Insert a word, letter or phrase
- e Delete
- ≡ Capitalize
- / Change to lower case
- ⊙ Insert period
- ^, Insert comma



# 9. Final Draft

**Final Draft**

Name: \_\_\_\_\_

Lined writing area for the final draft, consisting of 18 horizontal lines on a light blue background.



**Publish**

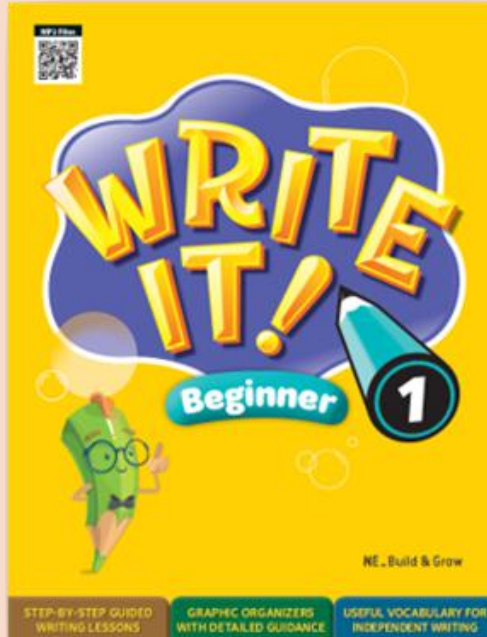
*Find the ways to share  
each other's  
writing pieces*

# Contents




	Title	Model Text Subject	Structure	Real-Life Writing	Page
Unit <b>1</b>	<b>Letter</b> To the Future Me	① Dear Future Jeremy ② Dear Future Laura	• be interested in • to be	Scrapbook Page	7
Unit <b>2</b>	<b>Essay</b> On Weekends	① Going to the Movies ② Going to the Park	• like -ing/ro • can	weekend Camp Leaflet	17
Unit <b>3</b>	<b>Field Trip Report</b> A Trip to the Zoo	① My Favorite Animal, Giraffes ② My Favorite Animal, Eagles	• help ... + <i>infinitive</i> • want to	Field Trip Permission Slip	27
Unit <b>4</b>	<b>Essay</b> The Perfect House	① My Dream Cottage ② My Dream Villa	• there is • in the center/corner of	Real Estate Advertisement	37
Unit <b>5</b>	<b>Essay</b> All About My Teacher	① My Math Teacher ② My English Teacher	• because • whenever, never	Social Media Posts	47
Unit <b>6</b>	<b>Email</b> A Busy Family	① About My Homestay Father ② About My Homestay Sister	• go ... by • after -ing	Online Magazine Article	57
Unit <b>7</b>	<b>Resolution</b> New Year's Resolution	① My Health Resolution ② My Health Resolution	• will (not) • instead of	Healthy Habits Survey	67
Unit <b>8</b>	<b>Video Description</b> My Super Cool Video	① DIY Slime ② Toy Unboxing	• be going to • let's	Online Comments	77

# Write It! Series (2020)



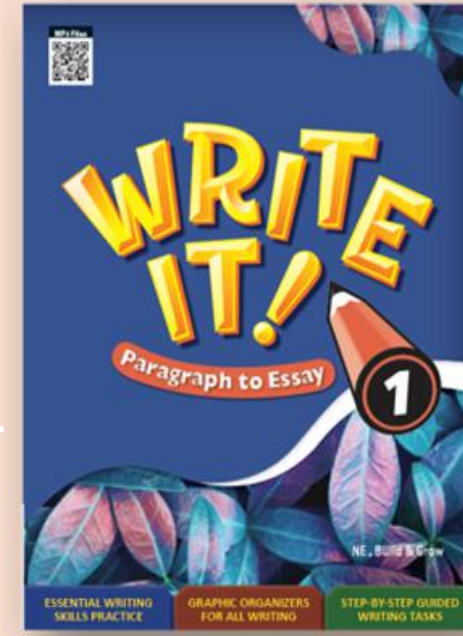
Write It! Beginner

1-3



Write It!

1-3



Write It!  
Paragraph to Essay

1-3

# 谢谢




迪格公众号




迪格微信号

 手机:18500289379

 网址: [www.digeedu.cn](http://www.digeedu.cn)

 邮箱: [lidonglei@digeedu.net](mailto:lidonglei@digeedu.net)

 公司地址: 北京市朝阳区望京方恒时代中心B座9层910